



INTEGRATED *REPORT* 2025



CONTENTS

01 ABOUT THIS REPORT

02 MESSAGES AND HIGHLIGHTS OF 2025

- 04 Message from the CEO
- 06 Message from the vice president of the Board of Directors
- 07 Capital performance (Braskem in numbers)

03 ABOUT BRASKEM

- 09 Who we are
- 10 Our products
- 12 Business model
- 13 Our sustainable development journey
- 17 2030 cycle
- 19 Strategic direction
- 20 Risk management
- 21 Maceió case

04 BUSINESS PERFORMANCE

- 25 Petrochemical scenario
- 25 Financial and operating results

05 STRATEGIC PILLARS

- 28 Growth and diversification
- 34 Sustainability
- 52 Productivity and competitiveness
- 58 Innovation

06 FOUNDATIONS

- 61 Safety
- 63 People and culture
- 71 Governance

07 ANNEXES

- 77 GRI content summary
- 88 SASB content summary
- 90 KPMG Assurance Report



ABOUT THIS REPORT

GRI 2-1, GRI 2-2, GRI 2-3, GRI 2-5, GRI 2-14

Dear readers,

We present the 2025 Integrated Report of Braskem S.A., a publicly held company incorporated under Brazilian law, with shares traded on the Brazilian stock exchange (B3) and in the United States (NYSE), and Spain (Latibex), administrative headquarters in the city of Camaçari (Brazil) and global operations on four continents.

This Report was prepared with the participation of our executives and board members, meeting the standards of the **Integrated Reporting Framework (IRF)** and in compliance with the requirements of the **Global Reporting Initiative (GRI)** and **Sustainability Accounting Standards Board (SASB)**, the **Brazilian GHG Protocol Program**, and the **World Business Council for Sustainable Development (WBCSD)**.

The 2025 Integrated Report adheres to Resolution No. 14 of the Brazilian Securities and Exchange Commission (CVM), of 12/09/2020. In addition, Braskem's governance bodies, including the Board of Directors, participated in the approval of the document prior to its publication. The 2025 Integrated Report was also subject to external limited assurance, conducted by KPMG.

This Report covers the period from **January 1, 2025 to December 31, 2025**. It considered the legal entities in which Braskem has operational control⁽¹⁾ and/or consolidates information in the Financial Statements, excluding Wise Plásticos S.A. for social and environmental indicators. The greenhouse gas (GHG) emissions indicators consider the companies controlled by Braskem.

For the sixth consecutive year, we have made available to our stakeholders a report with clear, measurable information in line with the highest standards of corporate governance and sustainability.

We present the results of our value creation strategy, conducted in an integrated manner and guided by material topics that reflect the most relevant aspects for our business. This Report highlights Braskem's progress towards its commitments to sustainable development and innovation, pillars that guide our growth, and the continuous evolution of business practices.

In order to keep this document concise and accessible, we highlight the main indicators and make the full data available in our online **Indicator Center**, a summary of the GRI and SASB metrics.

(1) According to the Brazilian GHG Protocol Program, in the operational control approach, an organization is responsible for 100% of the GHG emissions of the units over which it has operational control, not for those arising from operations in which it has only an equity interest.



Your opinion is very important to us.

Questions, criticisms and suggestions can be sent to
braskem-ri@braskem.com.br
 or www.braskem.com.br/contact-us.

MESSAGE FROM THE CHIEF EXECUTIVE OFFICER

GRI 2-22

Dear readers,

In 2025, the global petrochemical scenario remained volatile due to macroeconomic instability stemming from geopolitical conflicts and tariff wars, which, combined with the continued entry of new capacities, impacted petrochemical spreads in the international market.

In this scenario, we maintained discipline in capital allocation, optimizing the current asset portfolio while moving forward with transformation projects that focus on the perpetuity of our business, through the strategic direction Switch to Gas and Fly up to Green, with the expansion of flexibility in the use of gas as a raw material and with the expansion of the current portfolio of renewables.

Regarding the transformation projects, it is worth highlighting the approval of the investment to increase the ethane-base capacity of our petrochemical plant in Rio de Janeiro (Brazil) by 220,000 tons of ethylene per year and equivalent volumes of polyethylene. The implementation of this project, expected to be completed by the end of 2028, is conditional on obtaining financing, in addition to the resources already approved under the REIQ (*Regime Especial da Indústria Química* [Special Regime for the Chemical Industry]) Investments benefit for 2025 and 2026.

In Mexico, we inaugurated the Puerto México Chemical Terminal (TQPM), in Coatzacoalcos (Veracruz), which will import up to 80,000 barrels/day of ethane and store up to 100,000 m³, allowing Braskem Idesa to operate at full load.

In Brazil, projects were approved under the REIQ Investments, totaling R\$614 million to expand current production capacity at our industrial sites in Bahia, Rio Grande do Sul, and Alagoas by about 139,000 tons/year.

These initiatives support the supply to the domestic market, combining industrial modernization and positive effects on jobs and the value chain.

Throughout 2025, due to the prolonged petrochemical low cycle, we implemented initiatives focused on minimizing the impacts of the scenario through our Resilience Program. The program includes initiatives in cost optimization, maximization of commercial strategy, operational efficiency, negotiations with suppliers, and defense of the Brazilian chemical industry.

In the circular economy agenda, the industry has faced challenges due to price competitiveness between recycled and fossil plastics, which has negatively impacted the recycling chain, and global demand for recycled products. Even so, we announced the conclusion of the first sale of circular PE in South America and of bio-circular polypropylene in Brazil (produced from post-consumer cooking oil), as well as the expansion of the Wenew portfolio through partnerships and innovation, reinforcing the supply of circular raw materials with certified traceability.

On the decarbonization trajectory, we published our Climate Transition Plan, detailing scopes 1, 2, and 3 decarbonization levers and our long-term vision for a low-carbon economy. Also in 2025, we were once again leaders in the CDP Water Security and CDP Climate Change rankings, achieving an A score in both, demonstrating transparency and environmental risk management in our activities.

Safety remains a core and non-negotiable value of the company. Our governance committees and forums prioritized the management of socio-environmental risks and the mitigation of priority risks. In process safety, we achieved a historic result, with the lowest accident rates ever reported.

In people safety, we also made progress: a reduction of 12% compared to the previous year, the best result in the last five years.

In Maceió (Brazil), we maintained social impact, monitoring and relocation actions, in line with our commitment to people, communities, and public authorities. In November, the agreement with the State of Alagoas was approved for the total payment of R\$1.2 billion. Of this total, R\$139 million had already been paid, and the balance is expected to be paid in ten corrected variable annual installments, mainly after 2030, considering the company's payment capacity. The execution of this agreement represents a significant and relevant advance for the company regarding the impacts resulting from the event, also considering the other important agreements previously signed with public authorities and the municipality. This agreement establishes compensation, indemnity, and/or reimbursement to the State of Alagoas for the full reparation of all property and non-property damages at the state level, as well as grants the company full discharge of any damages arising from and/or related to the geological event in Alagoas.

We enter 2026 with clear priorities: a focus on value creation as a strategic pillar, seeking balance in the company's capital structure, which will allow us to continue executing our strategic direction, advancing in the implementation of Transformation projects, strengthening growth in renewables through strategic partnerships, and the flexibility of gas-based assets.

I thank our teams, clients, suppliers, communities, and other stakeholders for joining us on this journey.

Roberto Ramos
CEO of Braskem

MESSAGE FROM THE VICE PRESIDENT OF THE BOARD OF DIRECTORS

GRI 2-22

Dear readers,

In 2025, Braskem continued to implement its corporate strategy amid a still challenging scenario for the global chemical and petrochemical industry, marked by a high level of uncertainty and volatility and influenced by geopolitical issues between major economies, especially the trade tensions between the United States and China. The prolonged downturn continued throughout the year, with spreads below the sector's historical average due to the imbalance between supply and demand, impacting profitability and liquidity indicators for the global industry and, consequently, for the company.

Faced with the challenging scenario, the company remained committed to its strategy focused on its **Resilience and Transformation Program**. The Board of Directors monitored the execution of the 2025–2027 Strategic Direction, based on three pillars: resilience and financial health, transformation, and foundation.

The **Regulatory Agenda for the Brazilian Industry** advanced positively during the year, within a context in which defending the Brazilian chemical industry is essential to ensure competitive equality in the sector, which is notably essential and strategic for the country's economic development. In this sense, we had the approval of the definitive antidumping duty for PVC, adopted by the Executive Management Committee (GECEX) of the Chamber of Foreign Trade, in Brasília (Brazil), applying a surcharge to imports originating in the United States; the application of the provisional antidumping duty for polyethylene (PE) resins, also approved by GECEX in Brasília, levied on imports from Canada and the United States; the maintenance of the 20% import rate for PE, PP, and PVC resins, again deliberated by GECEX/Camex in Brasília, extending its validity until October 2026; and, finally, the sanction of Law

No. 15,294/2025, by the President of the Republic of Brazil in Brasília, establishing the Special Sustainability Program for the Chemical Industry (PRESIQ). This program, effective from January 1st, 2027, to December 31st, 2031, promotes the sustainability and competitiveness of the chemical sector through tax incentives⁽¹⁾.

On the **Transformation front**, we advanced in actions focused on sustaining and transforming Braskem's existing operations, strengthening the competitiveness and perpetuity of the business. In line with the Switch to Gas and Fly up to Green strategy, the Board of Directors approved the expansion of the capacity of the petrochemical plant in Rio de Janeiro (Brazil), the company's most competitive, favoring the increase in Braskem's gas-based production capacity and serving the Brazilian market for polyethylene.

We continuously strengthen **corporate governance** at Braskem. During the year, the company maintained certifications and relevant indicators in ethics and compliance, such as a score of 9.9 (out of 10) in the Ethos Institute's Integrity, Prevention and Fight against Corruption Indicator, a performance above the industry average, reaffirming our commitment to responsible and transparent practices.

In line with **Organizational Transformation** designed to drive changes through four fundamental elements — structures, processes, people, and culture — the company promoted the transformation of the Compliance System through the optimization of practices, review of processes, and globalization of activities, with a new multifunctional and integrated structure. This effort generated 568 improvement solutions, part of which were implemented during 2025, with continuity scheduled for 2026.

(1) In the industrial modalities, related to the acquisition of certain raw materials and chemical products, and investment modality, related to the expansion or modernization of installed capacity.

For the next cycle, the Board of Directors approved the **Corporate Strategic Direction 2026–2030**. With discipline in capital allocation, the company will continue to prioritize investments with higher returns, pursue operational efficiency and cost optimization measures to minimize the impacts of the prolonged downturn, and advance its capital structure reorganization agenda, with the goal of ensuring the continuity of its business.

The Board of Directors will continue to support the company's management in strategic decisions, with the objective of maintaining Braskem as a global petrochemical benchmark in sustainability, innovation, and competitiveness.

I thank the team members and partners who build the company's future daily. We have full confidence in Braskem's leadership, with a focus on generating value for all stakeholders and strengthening its role as an essential agent for the development of society.

Héctor Nuñez
Vice President of the Board of Directors



03

ABOUT BRASKEM

WHO WE ARE

OUR VALUE CHAIN

OUR PRODUCTS

BUSINESS MODEL

OUR SUSTAINABLE DEVELOPMENT JOURNEY

2030 CYCLE

STRATEGIC DIRECTION

RISK MANAGEMENT

MACEIÓ CASE



WHO WE ARE

GRI 2-1, GRI 2-6, GRI 2-7

We are a global chemical and thermoplastic resin company, and a leader and pioneer in the production of biopolymers made from sugarcane ethanol on an industrial scale. As the largest producer of thermoplastic resins in the Americas, we cultivate solid relationships and influence the entire production chain, promoting an eye to the future, sustainability and process safety.

Our purpose is to improve people’s lives by creating sustainable solutions from chemistry and plastics. To this end, we encourage the agency of each of our team members, who work daily to develop a broad and diverse portfolio, with products and solutions that serve our customers globally.

In 2025, we started a movement called Braskem Transforms to accelerate the transformation of our business in the face of changes in the global petrochemical industry. With the Switch to Gas and Fly Up to Green strategy, aimed at increasing the use of gas as a feedstock and expanding the production of bioproducts, we are preparing the company for the future of the industry, with the objective of ensuring greater resilience and profitability, while reinforcing our objective to sustainable development.

Plan of action

+8,200 team members.

7 innovation centers.

Annual production capacity of **10.8 million** tons of chemicals⁽¹⁾ and **9.5 million** tons of thermoplastic resins.
(1) Includes other chemicals, in addition to ethylene.

Presence in **12 countries.**

Annual production capacity of **275,000 tons** of biopolymers.

39 petrochemical industrial units and **1** recycling unit.

Net revenue: **US\$12.6 billion** in 2025.

14 commercial offices.

Market cap: **US\$6.4 billion** (12/31/2025).

Customers in approximately **70 countries.**

LEARN MORE

About our global presence.

Click to interact with the map

- Innovation centers
- Commercial office
- Industrial plant
- Representative office
- Recycling plant

Production capacity:

● Ethylene: 3,752 kt/year | Renewable ethylene: 275 kt/year | PE: 3,055 kt/year | PP: 1,850 kt/year | PVC: 710 kt/year | PCR: 39 kt/year

● PP: 625 kt/year ● PP: 2,020 kt/year ● PE: 1,050 kt/year

BraskemSiam
ETHYLENE-BASED POLYETHYLENE
UNDER DEVELOPMENT

OUR VALUE CHAIN

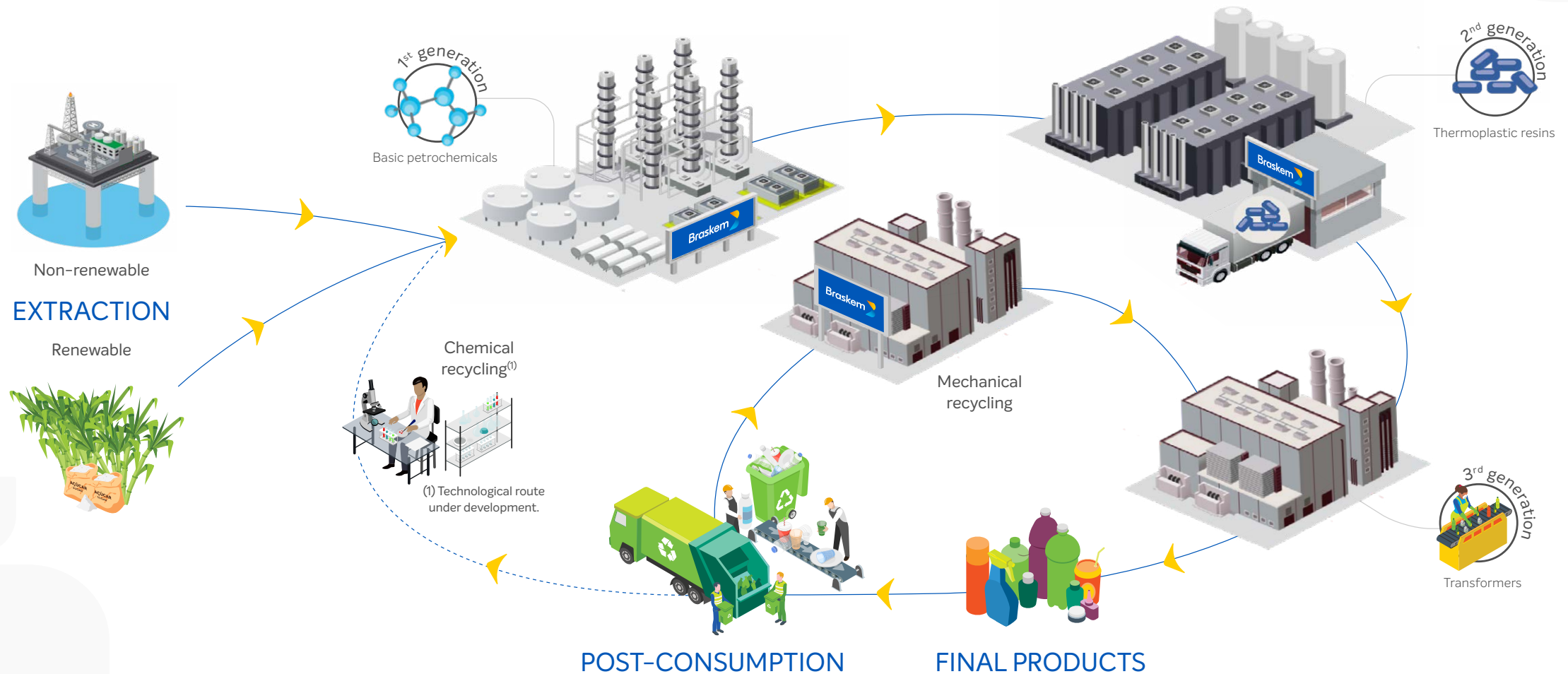
GRI 2-6

We offer a robust and diversified portfolio of chemicals and thermoplastic resins, produced with feedstock from different sources, such as fossil, renewable and recycled. These products are transformed by our customers globally and used in applications in a variety of key sectors of the economy.

With integrated operations in Brazil and Mexico, we operate in the first and second generation of the petrochemical industry. In the United States and

Europe, our industrial operations are supplied directly with feedstock for the second generation.

Aiming at a more sustainable future, Braskem's business model also includes the Wenew ecosystem, representing products and technologies in the circular economy, and the I'm green™ bio-based brand, with bio-based solutions.



OUR PRODUCTS

Click on the segments to learn more.



LEARN MORE

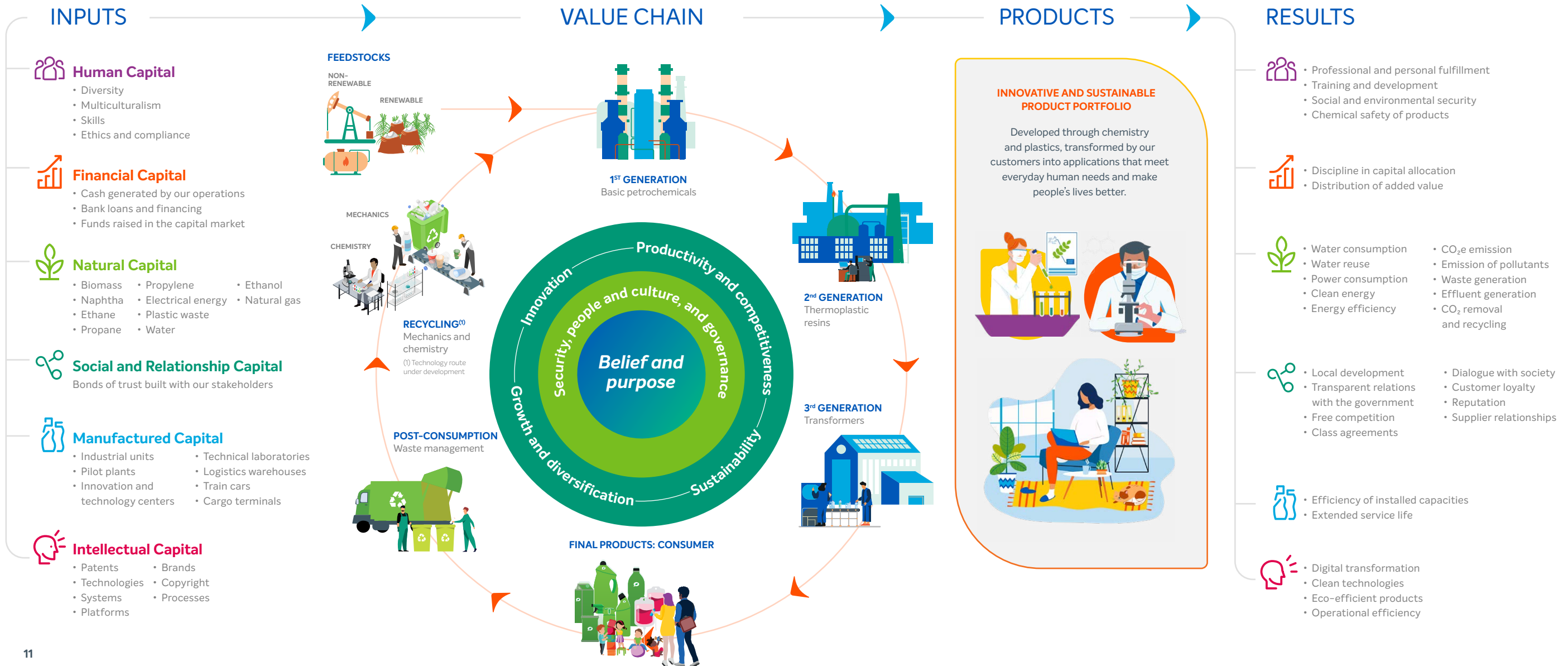
About our I'm green™ bio-based product portfolio.

LEARN MORE

About our Wenew portfolio.

BUSINESS MODEL

Our business model guides the generation of integrated value throughout the production chain, expanding positive impacts and mitigating and controlling any negative impacts of our operations in all capitals.

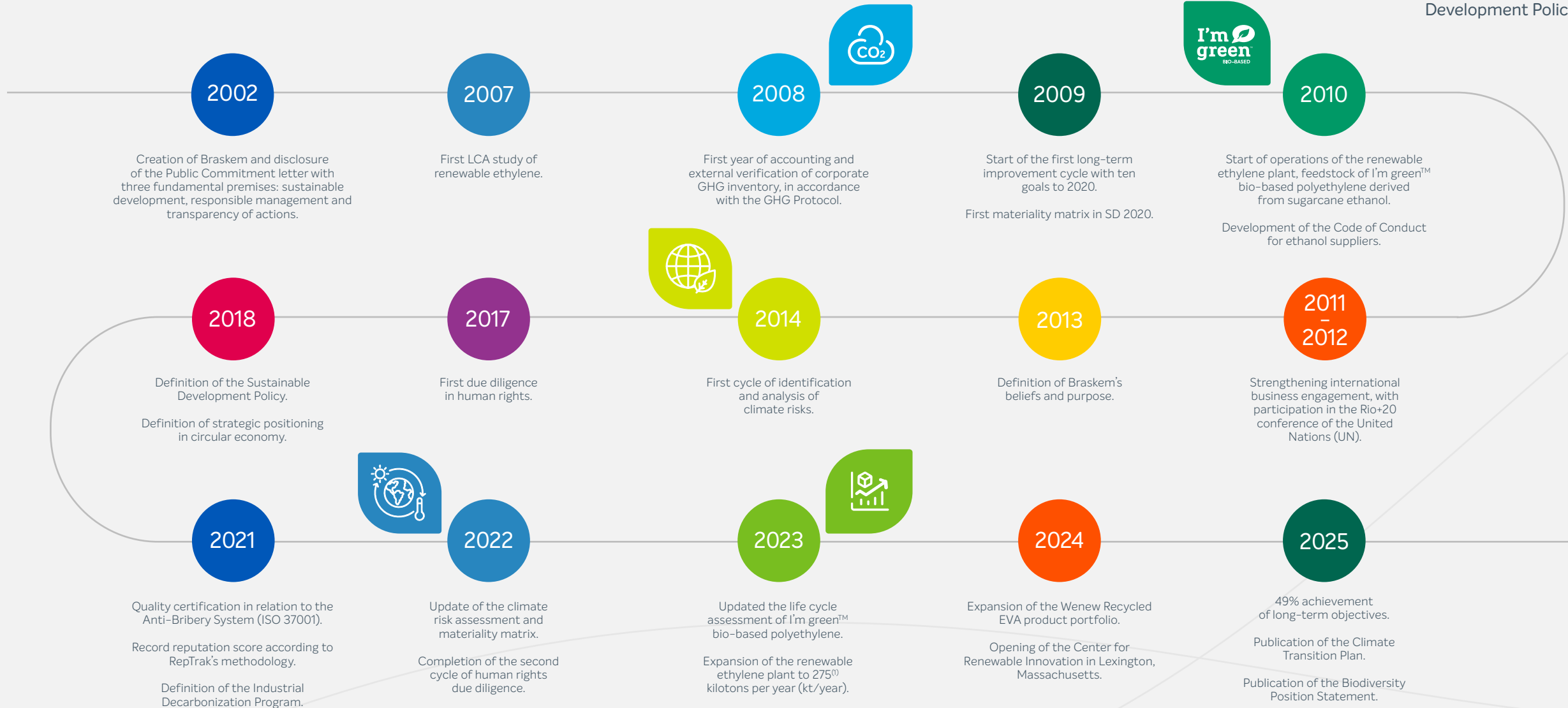


OUR SUSTAINABLE DEVELOPMENT JOURNEY

Sustainable development has been part of Braskem’s operating principles since its formation in 2002, and sustainability is one of the pillars of value creation strategy. Our journey on this topic, made up of long-term objectives, is one of the pillars that guide our strategic direction.

LEARN MORE

About the Global Sustainable Development Policy.



(1) Industrial tests demonstrated a nominal production capacity of 15 kt/year, exceeding the 60 kt/year projected under the expansion project completed in 2023.

Materiality

GRI 2-14, GRI 2-29, GRI 3-1

The materiality matrix is a strategic instrument that guides Braskem in defining priorities and driving its sustainable development agenda. It identifies the most relevant issues for the company and its stakeholders, serving as a basis for the formulation of long-term objectives and for the integration of these issues into capital management and decision-making. The matrix is periodically reviewed, with five-year cycles, with the last update being carried out in 2022 with the support of specialized consultancy.

The review process involved a comprehensive analysis of the economic, environmental, social and governance (ESG) dimensions, with the objective to understand the positive and negative impacts of Braskem’s business model. External references⁽¹⁾, global and sectoral commitments, corporate risks and opportunities, as well as benchmarking with companies in the sector were considered.

Active listening to internal and external stakeholders was a central component of the methodology, with more than 500 topics identified, more than 1,200 people involved and more than 70 interviews conducted with leaders.

Based on this analysis, topics were prioritized and validated by the company’s senior leadership, including the Board of Directors. The result was the consolidation of 21 material topics that reflect the most significant aspects for Braskem and its strategic stakeholders and that guide the company’s performance in generating sustainable value in the short, medium and long term. Braskem’s material topics were selected and analyzed based on the concept of double materiality, which evaluates the social and environmental impact for the external public (included in the Y axis of the matrix) and the financial impact for the business (included in the X axis of the matrix).

(1) Such as the Global Reporting Initiative (GRI), the Sustainability Accounting Standards Board (SASB), the World Business Council for Sustainable Development (WBCSD) and the UN Sustainable Development Goals (SDGs).



Braskem materiality matrix

GRI 3-2

Material themes are classified through two dynamics: value creation and value protection.

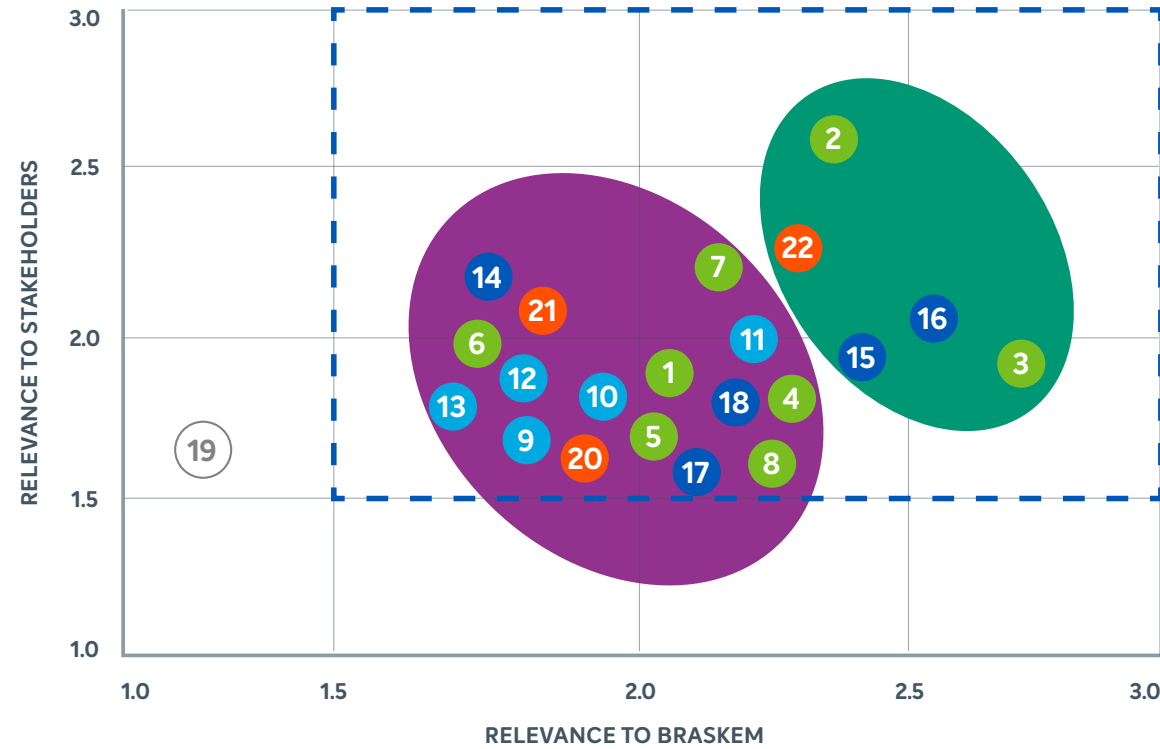
Value creation

Topics whose impact management can create tangible and intangible value for Braskem over time, which generate competitive advantage through business opportunities and strategic partnerships.



Value protection

Topics whose impact management can protect Braskem's tangible and intangible value over time, which preserve and enhance the corporate image and mitigate business risks.



● Value creation

● Value protection

1 - Irrelevant 2 - Important 3 - Very important

□ 21 material themes

- 1 Strategic management: KPIs, targets and tracking
- 2 Operational management
- 3 Under evaluation

Category	Material Theme	Importance
Environmental	1. Biodiversity and land use	3
	2. Climate change	1
	3. Post-consumer plastics	1
	4. Air pollution	1
	5. Energy efficiency	1
	6. Waste management	1
	7. Water and wastewater management	1
	8. Impacts of feedstock	1
Social	9. Diversity, equity and inclusion	1
	10. Communities and social investments	1
	11. Health, safety and well-being	1
	12. Human rights	1
	13. Employment, development and retention	2
Economic	14. Responsible production and consumption	2
	15. Innovation, technology and digitalization	1
	16. Economic and financial performance	1
	17. Product stewardship	2
	18. Supplier management	2
Governance	19. Infrastructure and sustainable cities ⁽¹⁾	1
	20. Risk and opportunity management	2
	21. Stakeholder relationship management	2
	22. Governance, ethics and compliance	2

(1) It is not material.

Sustainable Development Goals (SDGs)

GRI 2-24, GRI 2-25

Building on our materiality matrix developed in 2020, we have established our long-term objectives for sustainable development, which contribute to the UN Sustainable Development Goals (SDGs), with goals to be achieved in 2030 and 2050. The company's executives and leaders participated in the process, and the objectives were presented to the Board of Directors. **In 2025, we reached 49% of our long-term objectives.**

The achievement of the company's disclosed sustainable development objectives (within the projected costs and expected timeframes) is also subject to risks that include, but are not limited to: financial risks, such as potential cost increases, capital constraints, changes in financing conditions, or economic volatility; the achievement of the sustainable development targets disclosed by the Company (within projected costs and expected timelines) is also subject to risks that include, but are not limited to: financial risks, such as potential cost increases, capital constraints, changes in financing conditions, or economic volatility; operational, technological, and project implementation uncertainties; product adaptation to customer preferences and customer acceptance of sustainable supply chain solutions; changes in public opinion and political leadership; the Company's ability to adapt to evolving regulations, taxes, mandates, or requirements related to greenhouse gas emissions or other climate-related issues; as well as the progress, availability, development, and accessibility of the technology and materials necessary to achieve these long-term objectives.

Given the transversality of the themes and the need to concentrate efforts, we defined a priority focus of action among the established objectives. These are: combating climate change and sustainable innovation. These objectives are subject to a specific monitoring governance, with periodic reporting to the Executive Committee, composed of the company's business leader (CEO) and vice presidents. The other objectives are monitored through the regular performance evaluation cycle.

Engagement for sustainable development

GRI 2-25

In 2025, we participated in discussions on the Global Plastics Agreement and six movements of the UN Global Compact in Brazil, namely: Ambition 2030: +Water, Transparency 100%, Women Lead 2030, Mind in Focus, Circular Connection, and Pact for the Promotion of Racial Equity. Braskem's engagement at the 30th United Nations Climate Change Conference (COP30), held in Brazil, deserves special mention. Throughout the year, Braskem executives contributed to the development of several proposals to be presented to the COP Presidency and other stakeholders. The main focus areas were bioeconomy, energy transition, and circular economy. During and after COP30, Braskem executives actively communicated these messages. In addition, Braskem maintains partnerships with sector-representative entities and associations, such as:



Braskem and the SDGs

GRI 2-23

To align our objectives for 2030 and 2050, considering the impacts of Braskem and its value chain on each of the SDGs, we used the SDG Compass methodology⁽²⁾, which pointed out our direct impact on ten goals and, through our value chain, impact on another five goals – totaling 15 topics of attention, included in our action plans.

Our priority SDGs

Direct impact



Indirect impact



⁽²⁾ Guide for companies on how to align business strategies, as well as measure and manage their contribution to the UN SDGs. Produced by the UN Global Compact, World Business Council for Sustainable Development and GRI. For more details, please visit: unglobalcompact.org/library/3101.

2030 CYCLE

GRI 2-23, GRI 2-24, GRI 2-25, GRI 3-3

 **Click the arrows to interact with the tabs**

With horizons in 2030, these are our long-term objectives, in seven dimensions.

Themes:

 Social
  Economic
  Environmental








Materiality matrix:

 Value creation
  Value protection

[LEARN MORE](#) About our objectives in full.

(1) Base year 2020, annual measurement.
 (2) Base year is the average of 2018, 2019, and 2020, measured as a moving average (3 years).
 (3) Base year is the variation between 2011 and 2020, measured in moving variation (10 years).
 (4) Includes only the regions where we seek to increase the representation of black people.
 (5) Frequency of accidents per 1,000,000 man-hours worked.
 (6) The indicator was revised to enhance the measurement of the impact of Braskem's research and development initiatives in sustainability.

RESULTS⁽⁷⁾

Dimensão	Indicador	2022	2023	2024	2025	Objective 2030	Consolidated achievement (By indicator) ⁽⁸⁾	Consolidated achievement
 <i>Plastic waste disposal</i>	Sale of products with recycled content (thousand tons)	52.71	65.63	86.01	82.44	1,000	8%	8%
 <i>Combating climate change</i>	CO ₂ e emissions (scopes 1 and 2, tCO ₂ e)	10,711,804	9,876,777	9,731,876	9,438,324	9,244,217	72%	39%
	Renewable electricity purchased (%)	80%	80%	84%	85%	85%	82%	
	Water security index (%)	65%	66%	69%	74%	100%	0%	
	Bioproduct production capacity (thousand tons)	200	260	260	275	1,000	9%	
	Climate risk mitigation (No.) ⁽⁹⁾	29	29	27	23	0	30%	
 <i>Social responsibility and human rights</i>	RepTrak Pulse with communities (track)	Median	Median	Median	Median	Strong	61%	56%
	People benefited in communities (No.)	257,871	352,550	278,095	388,845	500,000	9%	
	Women in leadership positions (%)	33%	33%	34%	33%	40%	39%	
	Black people (%)	33%	34%	37%	34%	37%	73%	
	High and medium human rights risks managed (%)	94%	98%	100%	100%	100%	100%	
 <i>Health and safety</i>	SAF + CAF accident rate (1 MM/HHT)	0.85	1.08	0.91	0.80	0.5	33%	83%
	Accident rates – Tier 1+2 (1 MM/HHT)	0.43	0.34	0.41	0.12	0.32	100%	
	Occupational diseases (No. of events)	5	2	0	0	0	100%	
	Action plans implemented to mitigate social and environmental risks (%/year)	100%	100%	100%	100%	100%	100%	
 <i>Economic and financial results</i>	Total shareholder return (%) ⁽⁹⁾	12%	6%	5%	-2%	15%	0%	22%
	Net debt/EBITDA (points)	2.42	8.12	7.42	14.74	2	0%	
	RepTrak Pulse with customers (range)	Strong	Strong	Strong	Strong	Strong	87%	
	S&P CSA Score (points)	65	59	55	55	74	0%	
 <i>Operational eco-efficiency</i>	Loss of plastic pellets to the environment	0	0	0	0	0	100%	73%
	Water extraction from natural sources (%)	86%	81%	76%	72%	65%	59%	
	Reused water (%)	14%	19%	24%	28%	35%	59%	
 <i>Sustainable innovation</i>	Sustainable innovation index (%)	22%	27%	49%	49%	60%	65%	65%

(7) Results of the indicators presented on an annual basis; result of the achievement of the indicators according to the methodology informed on the previous page.

(8) The calculation of achievement is the variation of the current challenge versus the initial challenge, measured in 2020.

(9) In 2023, six risks related to terminals were identified. In 2025, this inclusion was carried out with retroactive effect, since 2020, to update the historical base and baseline.

(10) The 2022 and 2023 figures have been revised and updated according to the indicator's calculation methodology.

STRATEGIC DIRECTION

In 2025, the petrochemical industry continued to be impacted by structural and macroeconomic changes. In recent years, three major supply shocks have caused profound structural changes in the global industry: new gas-based capacity entries, new capacity entries in China, and the rationalization and reconfiguration of refineries.

Faced with this challenging scenario, and in line with the 2030 Corporate Strategy, Braskem defined in 2024 the **strategic direction** with action fronts for the 2025–2027 cycle, based on three pillars of action: resilience and financial health, transformation, and foundation.

During the year, we continued to make progress in the implementation of resilience initiatives in order to mitigate the impacts resulting from the prolonged downturn of the entire chemical and petrochemical industry and the transformation process in the business, the **Switch to Gas and Fly up to Green strategy**.

On the resilience front, the initiatives implemented focused on cash generation and EBITDA, being segregated into initiatives related to the regulatory agenda and defense of the Brazilian chemical industry, incremental revenue generation in the commercial sphere, asset monetization, and optimization of employed and operating capital. Regarding the defense of the

Brazilian chemical industry, the maintenance⁽³⁾ of the 20% import tax rate for PE, PP and PVC resins, commercialized by Braskem, was approved, strengthening the competitiveness of the Brazilian chemical industry.

LEARN MORE

About Braskem's government relations performance.

In addition, guided by the Braskem Transformation movement, we continue to focus on transforming our operations with the Switch to Gas and Fly Up to Green strategy. This transformation is intended to ensure greater resilience and profitability in the face of changes in the global petrochemical industry, while reinforcing the company's objective to sustainable development and the agenda to combat climate change.

We also made progress in actions to optimize the naphtha base through critical asset analysis, re-assessing the portfolio of less competitive assets, and seeking to reduce costs and increase cash generation.

LEARN MORE

About Braskem's transformation projects.

⁽³⁾ The Executive Management Committee (Gecex) of the Brazilian Chamber of Foreign Trade (Camex) approved the maintenance, until October 16, 2026, of the 20% import tax rate for PE, PP and PVC resins via inclusion in Camex's List of Temporary Tariff Increases due to Conjunctural Trade Imbalances, according to a notice to the market made by the company on October 17, 2025.

Pillars of action

2

Resilience and financial health

- Implement **tactical initiatives to mitigate** the impacts of the industry's downturn.

STRATEGIC INITIATIVES

INITIATIVES TO ADVANCE AND PROTECT THE BRAZILIAN CHEMICAL INDUSTRY

COMMERCIAL AND FEEDSTOCK INITIATIVES

3

Transformation

- Implement actions to **sustain the current business**.

OPTIMIZATION OF THE NAPHTHA BASE

Implementation of the asset strategy focused on cash generation.

INCREASE IN THE GAS BASE

Enabling gas-based capacity flexibility projects.

MIGRATION TO RENEWABLES

Implementation of bio-based projects.

4

Value recovery

Balancing the company's capital structure to strengthen its competitive position and ensure business sustainability.

1

Foundation



SECURITY



PEOPLE AND CULTURE



GOVERNANCE



RISK MANAGEMENT

GRI 3-3 Risk and opportunity management, GRI 2-12, GRI 2-23, GRI 2-24, GRI 2-25

At Braskem, we evaluate material issues for our business from the perspective of corporate risk management, which seeks to reduce exposure to losses at the corporate level, including environmental, social and governance issues.

Through a cyclical, annual process based on international references (using ISO 31000⁽⁴⁾ and COSO – Enterprise Risk Management⁽⁵⁾), we identify and understand the risks to our business, considering the locations in which Braskem operates. Next, we assess the potential impact and probability of occurrence of each of the corporate risks, which are classified into four categories – strategic, operational, financial and regulatory.

Based on this assessment, the risks are discussed and prioritized, ultimately involving the Board of Directors, which approves the company’s corporate risk map. In 2025, the evaluation cycle was carried out, covering 100% of the risks in the corporate dictionary⁽⁶⁾. The process has the goal of rectifying and ratifying the exposure according to the current context, in addition to incorporating additional risks identified through an understanding of the market and the company’s current scenario.

Based on this prioritization, actions plans are prepared and monitored, with the goal of reducing the probability of risks occurring or minimizing any impacts that may compromise the achievement of the company’s objectives.

This process is monitored by the Board of Directors and its advisory committees, when applicable, and is formalized in our Global Risk Management Policy.

In addition to the annual corporate risk assessment cycle, the methodology is applied to detail specific topics, such as the evaluation of strategic projects, human rights, climate change and governance of socio-environmental risk scenarios.

Among the main advances in corporate risk management in 2025, the strengthening of governance through the implementation of indicators stands out, which expand the company’s ability to respond proactively to risks, contributing to a more accurate and quantitative assessment, ensuring more effective, integrated management aligned with strategic objectives.



After assessing the corporate risks of all Braskem’s operations, we highlight some risks that are being addressed and monitored:

- **Macroeconomic and geopolitical factors:** instability in macroeconomic and geopolitical scenarios, such as economic crises, wars and conflicts, as well as trade restrictions between countries, changing business dynamics.
- **Petrochemical cycle:** petrochemical market, which alternates periods of limited supply, price increases and margins, followed by oversupply, which puts downward pressure on prices and margins until a new demand cycle can absorb this surplus product.
- **Cost competitiveness:** the cost structure within the petrochemical segment related to feedstock acquisition, operational efficiency, technological obsolescence, regulatory changes, and logistics costs represents a key differentiator in the company’s competitiveness within the new context of the petrochemical industry.
- **Climate change:** physical and transition climate risks that impact operations and communities, in addition to increasing regulation aimed at reducing GHG emissions.
- **Socio-environmental issues:** due to the nature of the petrochemical industry, Braskem faces environmental, health, and safety risks subject to stringent regulations. To mitigate these risks, the company adopts dedicated governance for their continuous monitoring and management, along with human reliability programs and structured mechanical integrity initiatives across its operations.
- **Cybersecurity and information security:** increased frequency of cyberattacks, including the use of artificial intelligence, which can cause unscheduled operational downtime, unavailability of systems and impacts on the company’s regular operation, with potential damage to image and reputation.

(4) ISO standard that provides general principles and guidelines for risk management.

(5) Framework of guidelines for corporate risk management in an integrated manner, defined by the Committee of Sponsoring Organizations of the Treadway Commission (COSO).

(6) Internal information database that collates and standardizes the description of risks, as well as their categories and subcategories.

MACEIÓ CASE

Braskem’s commitments to Maceió

For Braskem, people’s safety is a non-negotiable value. Since 2019, Braskem has contributed to the government in the actions and measures necessary to stabilize the subsidence of the affected neighborhoods and mitigate its effects on neighboring communities. This continues to be our greatest commitment to Maceió. During this period, several agreements were signed to develop actions and programs to repair, mitigate and compensate for the effects of soil subsidence in the affected neighborhoods. These commitments include:

- 1 People’s safety and social support for impacted residents.
- 2 Conclusion of the compensation of families and merchants in the eviction areas in the shortest possible time.
- 3 Stabilization and continuous monitoring of the soil in the affected areas.
- 4 Janitorial and security of the affected areas.
- 5 Training, professional development and support in generating income for impacted residents.
- 6 Preservation of the historical heritage of the eviction areas, including culture and cultural manifestations.
- 7 Compensation and requalification of public health, education and social care services in the affected areas.
- 8 Compensation and requalification of social spaces in the affected areas and urban mobility.
- 9 Repair, mitigation and compensation of environmental impacts in the stretches affected by subsidence.
- 10 Permanent and transparent accountability.

Below is a breakdown of some of the actions being implemented that were highlighted in the last year:

Preemptive relocation and compensation

The Financial Compensation and Relocation Support Program (PCF) was created with the purpose of preventively relocating residents, merchants and entrepreneurs and compensating them. Of the total, 99.9% of the properties have been relocated (total of 14,537 properties) and 99.9% of the accepted proposals have already been paid (total of 19,118 paid proposals).


All residents and merchants were represented by a lawyer or public defender, and the agreements were ratified in court. The Program offered support from social technicians and facilitators to meet the needs of families, guidance on documents and legal issues, as well as moving services, storage, custody and care of domestic animals during the period of removals, real estate consulting, service channels and psychological support to families.

In December 2025, the agreement signed with the State of Alagoas was ratified, providing for a payment of R\$1.2 billion. The agreement establishes compensation, indemnification, and/or reimbursement to the State of Alagoas for the full repair of any and all state patrimonial and non-patrimonial damages. The execution of this agreement represents a significant and important step forward in addressing the impacts resulting from the geological event in Alagoas.

Urban mobility

The urban mobility actions bring together 11 projects considered a priority by the municipality of Maceió. The measures include duplication of avenues, construction of side roads and recovery of a total of 33.4 kilometers of roads, 11.5 kilometers of bike paths, 25.3 kilometers of accessible sidewalks, rain-water drainage system, intelligent traffic light system and video surveillance.

Progress of more than 69% has already been achieved in these works. Of the eleven actions initiated, six are fully completed and three are in execution. Two actions are in the planning phase.



- Legends:
1. 11.5 kilometers of bike lanes already implemented.
 2. Duplication of the side roads of Durval de Góes Monteiro Avenue.
 3. Work to connect two important avenues in the city.
 4. Intelligent traffic light system.

Stabilization and continuous monitoring of the soil in the affected areas

Stabilization

Since the definitive closure of rock salt extraction in Maceió, in May 2019, studies have been carried out by national and international institutes to support the Mine Closure Plan of the 35 mining fronts. The company's actions are based on these studies, whose recommendations are presented to the competent authorities and follow the deadlines agreed upon under the closure plan, which is publicly and regularly reassessed with the National Mining Agency (ANM), considering:

- 1 18 cavities are expected to be filled with solid material with priority: six cavities have already been filled, four cavities have reached the technical limit, six cavities are in the filling process, and for the remaining two cavities, the activities are in the preparation and planning phase.
- 2 Six cavities were filled naturally, with confirmation approved by the ANM.
- 3 11 cavities remain within the salt layer and suitable for pressurization. At the end of 2024, the company, based on the technical note issued by a specialized consultancy, considered the recommendation to fill these pressurized cavities with solid material, in the long term, that is, over several years to decades, and after the completion of the current filling plan, in order to achieve a maintenance-free state for the 35 cavities, suitable for the definitive closure of the field.

Monitoring

One of the most modern soil monitoring networks in the world was installed in the areas of salt wells, vacancies and the surrounding area, to monitor any movements and allow preventive measures to be taken. Its data is accessible in real time by the authorities, through an integrated monitoring platform, with information from all installed instruments. This continuous monitoring is crucial to confirm the effectiveness of the current recommendations of the Mine Closure Plan.

Preservation of the historical heritage of the vacant areas

Actions related to the preservation and maintenance of the integrity of properties classified as having historical and cultural value are monitored by a team of specialists. They identify possible needs for works to preserve structures. Properties of historical value undergo work for structural maintenance, preserving their original constructive characteristics. In addition to these actions, historical information and recent images are being collected, which will be organized in a dossier on historical heritage.

Improvements in unoccupied areas

We continue to make progress in our commitments. About 870,000 square meters of built area (65% of the total) are already giving way to a vast vegetation cover. The stabilization project of the Mutange Slope has been completed and, improvements in other drainage systems in the area, will bring more safety and adequate direction of the flow of rainwater.

Environmental Action Plan

The actions of the Environmental Plan approved by the Federal Public Ministry (MPF), prepared based on an environmental diagnosis that mapped the impacts associated with the old extraction of rock salt, are still in progress:

- 1 The Monitoring Program and the Plan for the Sustainable Use of Groundwater Resources, which consists of, among other activities, 16 monitoring points already installed and a systematic periodic monitoring of groundwater quality in the region.
- 2 The Ecological Compensation Plan and the Fauna Monitoring Plan, which provide for the restoration of 47 hectares of mangroves and are being implemented.



Legend:
Mutange Hillside.

Socio-Urban Action Plan

The Socio-Urban Action Plan (PAS) was prepared by a specialized consultancy, based on a detailed diagnosis and listening sessions with the potentially affected population, organized civil society entities and educational institutions. The 42 planned initiatives are grouped into four axes of action, including:

Axis 1 – Social Policies and Vulnerability Reduction

In axis 1, the renovation of the Social Assistance Reference Center (CRAS) in Bebedouro was completed. In the same building, the Flexal Space was also installed, an important support hub that connects the municipality's services to the Flexais community. Other important initiatives are underway, such as the construction of the Municipal Early Childhood Education Center (CMEI) Cidade Universitária, which will have the capacity to serve up to 600 children, and the construction of the Psychosocial Care Center for Alcohol and Drugs (Caps AD III), with the capacity to assist up to 45 patients per day. The renovation of two Basic Health Units (UBS) is also in progress, as well as training activities under the First Childhood Project, aimed both at technical staff working in the field and at strengthening the psychosocial care provided by Maceió's Psychosocial Care Network (RAPS). Soon, construction will begin on the CMEI Ponta Grossa, which will have the capacity to serve an additional 600 children.

Axis 2 – Economic Activities, Work and Income

In axis 2, the programs for technical support and strengthening of fishing activity, professional training for young people and priority audiences, support for entrepreneurship and the microcredit program are

in the modeling phase with the participation of various stakeholders. In addition, renovations and improvements in some street markets are underway.

Axis 3 – Urban and Environmental Qualification

In axis 3, the renovation of the Osman Loureiro square was completed, and the work of qualification of the Bom Parto living space will begin soon.

Axis 4 – Preservation of Culture and Memory

In axis 4, the Inventory of Cultural Heritage (IPCI) is nearing completion, an unprecedented initiative, which cataloged 300 culture makers and 473 places of cultural reference. IPCI products will be made available on the public platform of the National Inventory of Cultural References (INRC)⁽⁷⁾, of the National Institute of Historical and Artistic Heritage (IPHAN), and two other actions are in progress: the Culture in Motion Notice, which will promote cultural productions from all over Maceió, and the Cultural Support Program, which has benefited 15 cultural groups and permanent activities in five communities around the region. Two other actions are being planned in this axis: the production of a cultural collection and the construction of a space of identity and culture.

(7) The INRC is an instrument created by IPHAN in Brazil that aims to identify and document cultural assets.



Legend: CRAS Bebedouro.

Urban Integration and Development of Flexais

The Urban Integration and Development of Flexais project aims to reestablish the socioeconomic dynamics of the region located outside the eviction map defined by the Civil Defense. Braskem has committed to implementing 23 socioeconomic measures, of which eight have been completed, six have continuous actions until the end of the program and nine are in execution.

Two works have already been delivered to the municipality and are in operation: the UBS, with capacity to serve up to 150 patients per day, and the nursery school, with capacity for up to 120 students. Other actions are being carried out, such as road requalification, the construction of the shopping center and the Fishermen's Support Center.

Within the scope of social actions, the Training Program is underway, which has already implemented 19 courses, of which 16 have been completed, with 389 spaces offered. Approximately 35% of the graduates entered the job market. In the Environmental Education Program, 10 workshops were held involving the participation of 208 people from the community.

The financial support program was also made available with adherence and payment of 99.7% of the planned amount. R\$64 million were also paid to the municipality of Maceió for the execution of additional measures in the region.



Legend: Basic health unit with a capacity to serve 150 people per day.



Legend: Flexal nursery school, with capacity for 120 students.



Service channels

Since 2019, social dialogues have been held with the affected population, and direct contact channels with families have been established, with the support of messaging apps and a call center, which, so far, has handled more than 256,000 calls.

Access to information about the actions developed in Maceió is broad and transparent. This information can be found at www.braskem.com/alagoas-en, which includes periodic accountability updates on the activities carried out.

04

BUSINESS PERFORMANCE

PETROCHEMICAL SCENARIO

FINANCIAL AND OPERATING RESULTS



PETROCHEMICAL SCENARIO

The petrochemical industry is affected by the cyclical nature of the sector⁽¹⁾, i.e., by imbalances between global supply and demand, as well as macroeconomic factors such as interest rates, oil prices, and regulatory issues. In addition to these influences, the industry is part of the global challenge of transitioning to a circular and carbon-neutral economy.

During 2025, the sector continued to be influenced by the imbalance between supply and demand, mainly due to increased supply, driven primarily by the ongoing addition of new polyethylene (PE) and polypropylene (PP) production capacities in China, and weaker global demand, impacting international reference prices for resins and chemicals.

In Brazil, the chemical industry recorded a capacity utilization gap of 41% during the year, the highest level of idleness in the past 18 years, according to preliminary data from the Brazilian Chemical Industry Association (Abiquim). Demand for PE and PP resins was lower compared to the previous year, while polyvinyl chloride (PVC) saw a 2% increase. The inflow of imported products continued to strongly impact domestic sales. In this context, it is essential to highlight the importance of implementing a regulatory agenda to protect the Brazilian chemical industry, with initiatives such as Law n° 15,294/25, which established the Special Program for the Sustainability of the Chemical Industry (Presiq).

(1) Periods alternating between limited product supply and high profit margins, and increased supply out of step with increased demand, resulting in lower profit margins.

FINANCIAL AND OPERATING RESULTS

Operational results

GRI 2-6, SASB-RT-CH-000

Utilization rate per segment

Utilization rate (%)	2022	2023	2024	2025
Brazil	78	71	72	68
United States and Europe	80	81	74	74
Mexico	73	77	78	64

In Brazil, the average utilization rate in petrochemical plants remained in line. In the United States and Europe, the utilization rate was lower by 4 p.p., mainly due to scheduled and unscheduled maintenance shutdowns in plants located in this region during the period. In Mexico, the utilization rate was 12 p.p. lower, impacted by Braskem Idesa's first general maintenance shutdown, which began in May and was completed in July.

Sales by segment

Sales volume (ton)	2022	2023	2024	2025
Brazil ⁽¹⁾	7,564,475	6,903,435	7,105,931	7,593,370
United States and Europe	2,096,884	2,109,679	1,957,307	1,974,519
Mexico	766,558	803,110	845,717	708,471

(1) Considers resins and main chemicals.

In Brazil, sales volumes were lower (-4%) compared to 2024, mainly due to a lower utilization rate during the period and weaker local demand for PE and PP. In the United States and Europe, sales volumes remained stable. In Mexico, however, sales volumes were lower (-16%), impacted by reduced product availability for sale, resulting from the lower utilization rate during the period.

Financial performance

GRI 3-3 Economic and financial performance, GRI 201-1

Cash generation

We ended the year with recurring EBITDA of US\$557 million, approximately 49% lower than in 2024, mainly due to reduced gross profit driven by lower chemicals spreads across all three segments: Brazil, the United States, and Europe and Mexico. Additionally, in Brazil and Mexico, sales volumes during the year were lower compared to the previous year.

In turn, in 2025, recurring cash consumption was approximately US\$1 billion, primarily impacted by the decline in consolidated recurring EBITDA compared to 2024, as well as an increase in working capital consumption during the period.

Liquidity and indebtedness

We ended the year with gross debt of US\$9.4 billion, including the drawdown of the standby credit line executed in October 2025. Corporate leverage, measured by the net debt-to-recurring EBITDA ratio in U.S. dollars, stood at 14.74.

Measures to strengthen financial resilience and capital structure reorganization

Among the initiatives currently under development, the planned reorganization of the capital structure is noteworthy, as it depends on variables outside the company's exclusive control. The assessment of capital structure reorganization began in September 2025, when the company disclosed to the market the engagement of specialized financial and legal advisors to support a comprehensive diagnosis of the available economic-financial options, with a focus on strengthening liquidity in the capital structure.

The company and its specialized financial and legal advisors have been progressing in a structured manner in the formulation of a comprehensive capital structure reorganization plan and in negotiations with the creditors' advisors.

Investments

In 2025, corporate investments of approximately US\$434 million were made, 7% higher than the initial estimate of US\$404 million, in line with the optimization and prioritization of investments throughout the year.

Investments ⁽¹⁾ (US\$ million)	2025
Operational	427
Strategic	7
Total	434

(1) Former REIQ Investments.
(2) Expected value.

The main operational investments carried out during the period include (i) scheduled maintenance shutdowns at plants in Brazil, (ii) the implementation of a new version of the ERP (Enterprise Resource Planning) system, (iii) the asset integrity program and the acquisition of spare parts to ensure operational continuity, and (iv) the acquisition of licenses and cybersecurity programs.

With respect to strategic investments, resources were primarily allocated to the acquisition of an industrial site in the Duque de Caxias (RJ) industrial complex and to the replacement of equipment to ensure operational continuity.

In 2025, investments related to long-term sustainable development objectives accounted for approximately 68% of corporate investments.

Investments by macro-objective ⁽¹⁾ (ex-Braskem Idesa)	US\$ million 2025
MO 1 – Health and safety	71
MO 2 – Economic and financial results	151
MO 3 – Disposal of plastic waste	0
MO 4 – Combating climate change	10
MO 5 – Operational eco-efficiency	21
MO 6 – Social responsibility and human rights	22
MO 7 – Sustainable innovation	19
Total	294

(1) Investments by size do not consider investments in scheduled maintenance shutdowns or equipment spare parts, among others.

With regard to Braskem Idesa, strategic investment was directed toward the construction of the ethane import terminal in Mexico, the Terminal Química Puerto México (TQPM), completed in July 2025.

LEARN MORE

About Braskem's performance in annual reports.

05

STRATEGIC PILLARS

GROWTH AND DIVERSIFICATION

SUSTAINABILITY

PRODUCTIVITY AND COMPETITIVENESS

INNOVATION





GROWTH AND DIVERSIFICATION

GRI 3-3 Impacts of raw materials

In response to the impacts of the petrochemical cycle, Braskem has sought to implement initiatives aimed at diversifying the raw material base of our assets, with a focus on gas and renewables, in addition to maintaining the geographic diversification of the portfolio, with fossil, renewable and circular solutions.

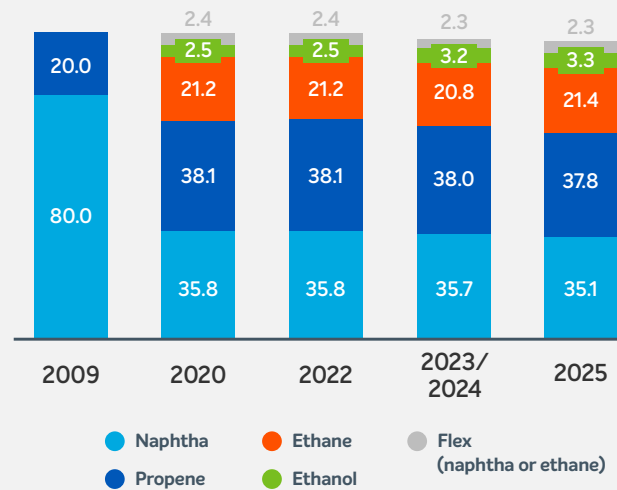
Raw material

With regard to raw materials, we are continuously seeking to diversify our matrix, gaining more flexibility in our petrochemical plants. In this way, the company's overall performance is less exposed to the economic scenario of a given location over the years.



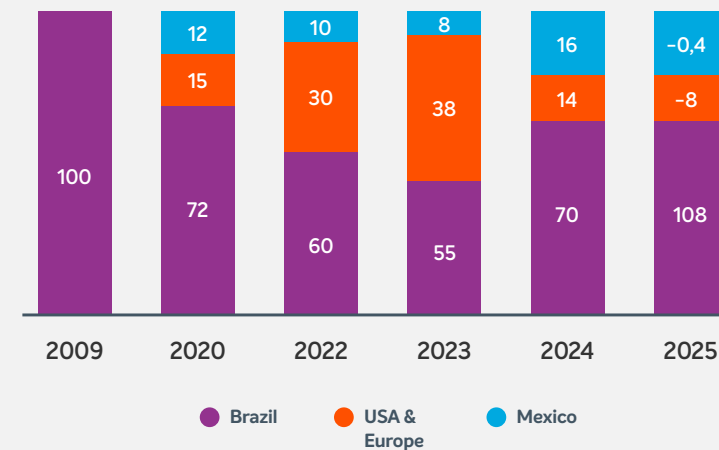
Raw material: greater exposure to competitive raw materials

Raw material profile by resin production capacity (%)



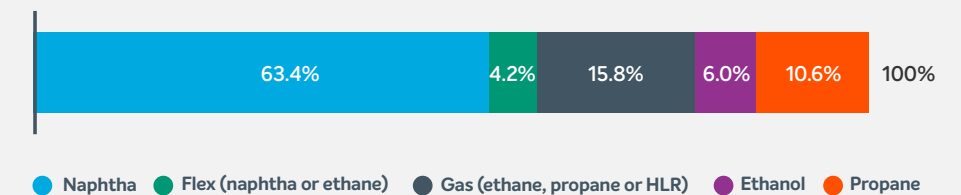
Geography: lower exposure to a given economy

Recurring EBITDA by reportable segment (%)



In 2025, imported naphtha accounted for approximately 56% of total consumption across our assets in Brazil, maintaining flexibility in feedstock sourcing and reducing reliance on domestically supplied naphtha. Feedstock is a key driver of industry competitiveness. In line with our strategic direction, initiated in 2025, we have continuously optimized our feedstock mix, reducing dependence on naphtha while increasing gas consumption.

Ethylene production capacity in Brazil by feedstock



Solutions portfolio

Traditional portfolio:
more than **100 products** for various segments

Currently, our portfolio has solutions that serve a wide variety of segments, from packaging and cosmetics to infrastructure and consumer goods. Between resins and chemicals, Braskem produces integrated solutions to meet the needs of its customers.



Resins:
polyethylene (PE), polypropylene (PP) and polyvinyl chloride (PVC)



Chemicals:
olefins and aromatics (ethylene, butene, propylene), solvents (aromatics; aliphatics; hydrogenated) and fuels (ETBE and automotive gasoline)



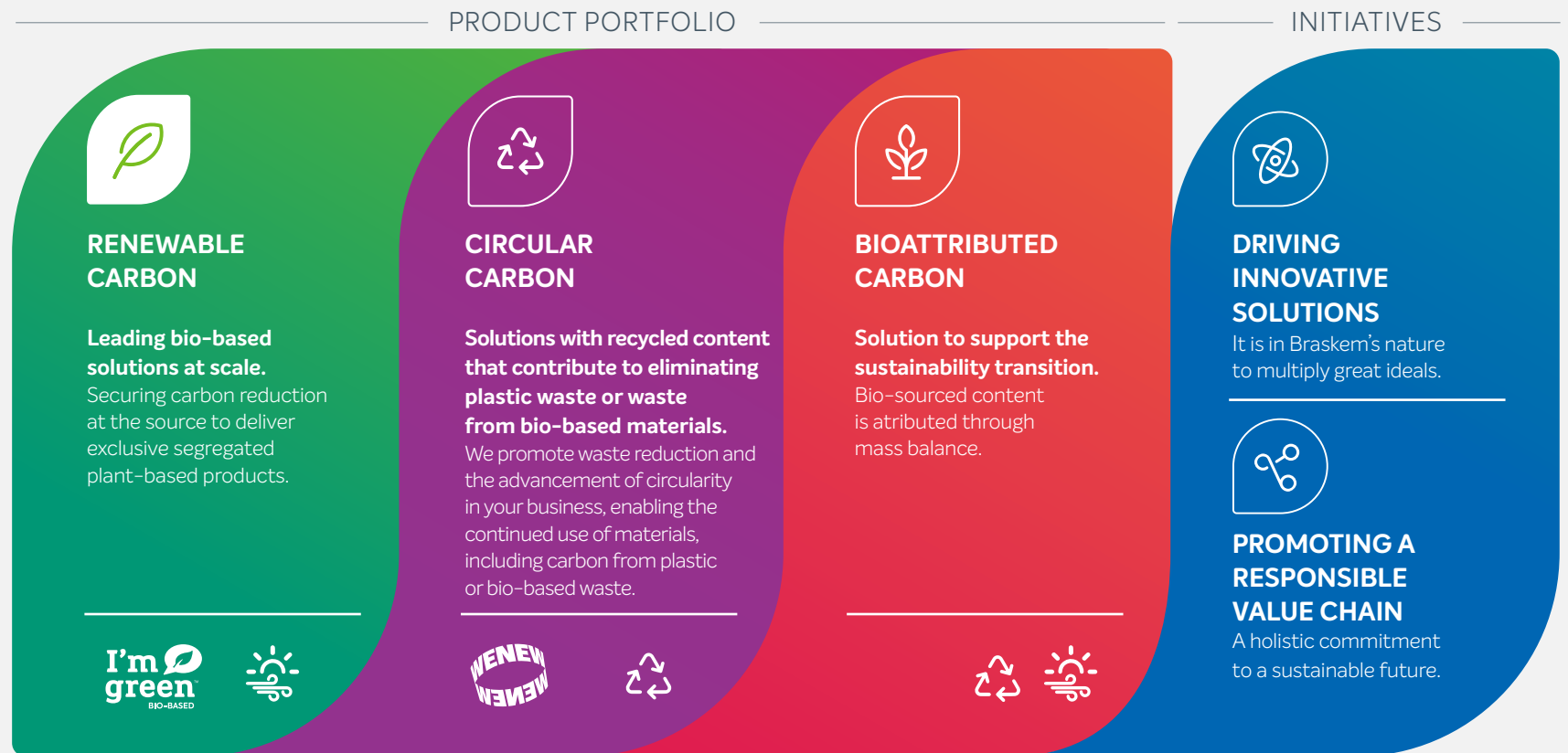
Specialties:
polyisobutene (PIB), hydrocarbon resins (Unilene®), C5s monomers (isoprene, DCPD, piperylene), I'm green™ bio-based PE wax & fossils and heavy olefins (nonene and tetramer)

Sustainable Portfolio:
an **ecosystem** to keep **carbon** in the cycle

Combating climate change and eliminating plastic waste are at the heart of our journey towards a more sustainable future.

Therefore, our Sustainable Portfolio brings together our products and initiatives to keep carbon in the cycle for longer, minimizing environmental impact, promoting a more responsible value chain, and creating value for companies and people.

We work on three fronts:



LEARN MORE

About Braskem's Sustainable Portfolio.

Braskem's ecosystem drives progress by keeping the focus on what really matters: moving toward a more sustainable future that drives climate security and plastic waste elimination.

Bio-based

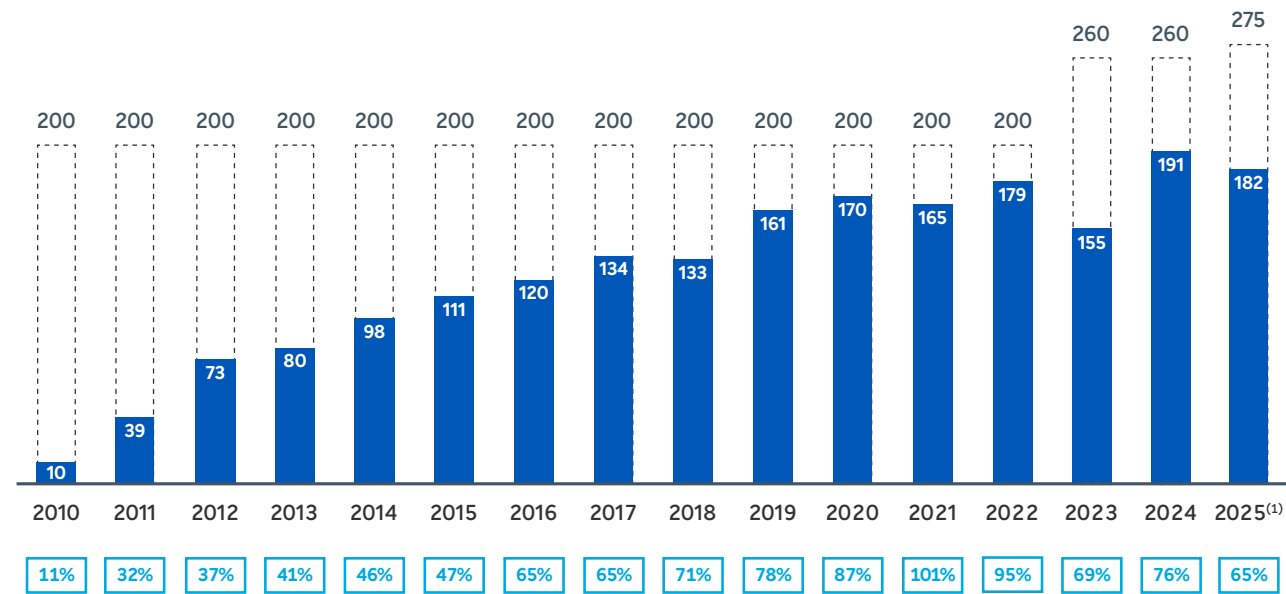
GRI 3-3 Impacts of raw materials

Braskem continues to strengthen its expertise in bioethanol-derived bioethylene production through the dehydration of sugarcane ethanol, reinforcing its global presence in line with the Switch to Gas and Fly up to Green strategy, supported by responsible raw material sourcing practices.

The 30% expansion of bioethylene production capacity at the Triunfo Petrochemical Complex in Rio Grande do Sul was completed in 2023, increasing output from 200,000 to 260,000 tons per year. In 2025, industrial tests at the bioethylene unit confirmed a nominal capacity of 275,000 tons per year, 15,000 tons above the originally projected 260,000 tons from the expansion project.

In 2025, sales volume of I'm green™ bio-based polyethylene decreased by 4% compared to the previous year, primarily due to lower demand associated with increased customer inventory at the end of 2024, combined with unfavorable macroeconomic conditions throughout 2025.

Production Capacity (Bioethylene) & Sales (I'm green™ bio-based polyethylene)



■ Utilization rate ■ Production capacity (thousand tons) ● Sales of I'm green™ bio-based polyethylene (thousand tons)

(1) The 2025 utilization rate considers a capacity of 260 kt/year for Q1 2025 and 275 kt/year for the remaining quarters of the period.

Features of bio-based products

Bio-based and renewable-sourced, 100% segregated, traceable and measurable solution for a low-carbon economy.

- ▶ **Measurable bio-based content** (C14) (in the product).
- ▶ **Carbon removal** (negative carbon footprint⁽¹⁾).
- ▶ Raw material of renewable origin and traced **following Braskem's Responsible Sourcing Program**.



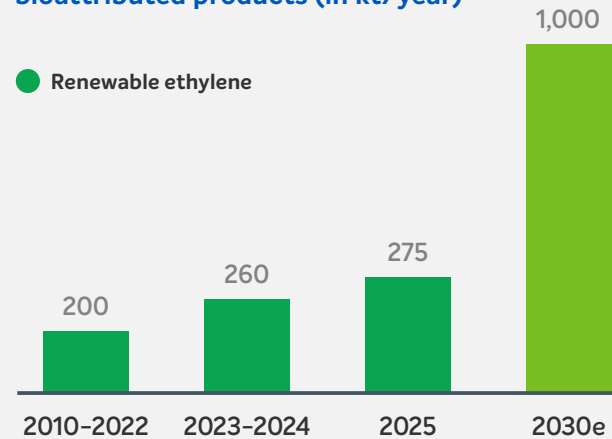
PE I'm green™ bio-based
-2.12⁽²⁾ CO₂e/kg
 Removing carbon from the atmosphere

+3.10⁽³⁾ CO₂e/kg
 Global average carbon footprint of conventional PE

Bio-based initiatives

In line with the company's strategic direction under the Switch to renewables pillar and the long-term objective of expanding the production capacity of bioproducts and bio-attributed products to 1 million tons by 2030, Braskem continues to advance projects focused on increasing production and developing a sustainable portfolio.

Production capacity of bioproducts and bioattributed products (in kt/year)



(1) From cradle to gate.
 (2) LCA study conducted by ACV Brasil/2023 (from the cradle to the gate of the Braskem factory). Following ISO 14040, ISO 14044 and ISO 14071 standards, this LCA study was critically reviewed by KPMG.
 (3) Conventional polyethylene (HDPE), global average – ecoinvent v3.10.

Initiatives underway

BraskemSiam Joint venture with **SCGC**

sustained Joint venture with **sojitz**

Licensing of bioethylene technology Partnership with **LUMMUS TECHNOLOGY**

Among others

[LEARN MORE](#)

About the projects under the Switch to renewables pillar

Life Cycle Assessment (LCA)

GRI 3-3 Climate change, GRI 3-3 Impacts of raw materials, GRI 3-3 Post-consumer plastics, GRI 3-3 Biodiversity and land use

Measuring the environmental impacts generated by products is an essential step in Braskem’s journey towards sustainability. Through LCA, it is possible to obtain quantitative data that support both the development of renewable (bio-based) and circular (recycled) solutions, as well as the valorization of the traditional portfolio of fossil origin. This information is used by our customers and stakeholders in greenhouse gas emissions inventories (scope 3), in addition to supporting LCA studies and carbon footprint analyses in applications that use Braskem’s products. In this sense, we have been working hard to build a portfolio of increasingly sustainable products and solutions, measured through LCA.

Throughout 2025, 13 analyses were completed using LCA – either for new products in development, for an existing portfolio or updates to previous studies. Covering different scopes and complexities, the LCA supports Braskem’s strategic decisions in various areas of the company. At the same time, it generates relevant information that can be part of the analysis of our customers, who use Braskem’s products in various segments.

Also in 2025, we completed the LCA study of two products of renewable origin: EVA and EVANCE I’m green™ bio-based, which were submitted to the third-party verification process by Environmental Resources Management (ERM). Braskem’s bio-based EVA has a negative carbon footprint of -1.08 kilograms of carbon dioxide equivalent (kgCO₂e) for each kilogram of product, contributing to the fight against climate change by absorbing carbon from the atmosphere. Compared to traditional fossil-based EVA, this product has a potential 130% reduction in emissions. With the conclusion of this study, the entire family of I’m green™ bio-based products now has up-to-date environmental impact information in accordance with the latest methodologies and databases.

Braskem was also present at important events related to LCA, such as Life Cycle Management (LCM 2025) and the IV Brazilian Forum on Life Cycle Assessment (BRACV 2025), contributing to technical discussions, methodological advances and the promotion of the use of LCA in the business context. At LCM, Braskem co-led a side event with the Brazilian Business Network for Life Cycle Assessment (LCA Network).



Responsible Ethanol Sourcing Program

GRI 3-3 Climate change

Since 2010, with the start of the bioethylene operation for the production of I’m green™ bio-based polyethylene, Braskem has recognized the importance of promoting good environmental and social practices in the sugarcane chain. It was in this context that we developed the Responsible Ethanol Purchase Program (PCRE), aimed at the sugarcane chain in Brazil. Through the PCRE, we ensure the integrity and compliance of our ethanol supply chain, while strengthening our relationship with suppliers, promoting their continuous improvement and encouraging the adoption of best sustainability practices.

Our efforts encompass reducing greenhouse gas (GHG) emissions, conserving natural resources and biodiversity, mitigating climate impacts, and ethical and responsible sourcing. The program’s annual audits are carried out by a third-party auditor and allow Braskem to consistently monitor the production chain and compliance with local laws and regulations, addressing relevant issues in human rights, ethics, the environment and quality.

In 2025, we had the third cycle of audits based on version 2.0 of the PCRE. With the support of the Institute of Forestry and Agricultural Management and Certification (Imaflora) and the active participation of our stakeholders, we modernized the process in 2022, making the program’s requirements even more robust and aligned with the standards of the International and Social and Environmental Accreditation and Labelling Alliance (Iseal Alliance)⁽¹⁾ and Bonsucro certification.⁽²⁾

Throughout the 2025 harvest, 14 mills were audited, including two from a new supplier in the contracting process, whose compliance with our requirements was previously assessed. This reinforces Braskem’s commitment to maintaining the standard of integrity already consolidated in our value chain. All the audited plants performed satisfactorily and were classified as compliant, evidencing the sector’s commitment to the evolution of sustainability practices. Action plans were implemented in seven mills with a focus on the continuous improvement of their processes. We highlight that 79% of suppliers were audited in the Excellence pillar (Bonsucro certified mills) and 21% in the Compliance pillar (non-certified mills).

As part of Braskem’s Switch to Gas and Fly Up to Green strategy, we are expanding the scope of the ERCP by adapting its guidelines to other renewable feedstock chains in different regions. This includes BraskemSiam’s future operations in Thailand, as well as the renewable polypropylene and bioMEG chains in the United States. As in Brazil, we will engage our partners in this process of continuous improvement and adoption of the best socio-environmental practices, reaffirming our commitment to the integrity of our portfolio of sustainable solutions.

(1) The Iseal Alliance represents the movement for credible and innovative sustainability standards and is on a mission to strengthen sustainability standards for the benefit of people and the environment. It is an organization through which associations collaborate to exchange experiences, improve their own procedures and serve as a reference for new certifications. Learn more at: <http://isealalliance.org/about/who-we-are>.

(2) Bonsucro is a global non-profit organization that acts as the main platform and sustainability standard for sugarcane and its derivatives. Bonsucro certification offers a reliable and internationally recognized metric process. Learn more at: <http://bonsucro.com>.

Recycling (circular economy)

GRI 3-3 Post-consumer plastics, GRI 301-3

We continue in our long-term objective of expanding the portfolio of products with recycled content, supporting our customers and society with sustainable and circular solutions for the petrochemical industry. The volume of plastic recovered from this expansion is systematically monitored and reported, reinforcing our transparency and focus on results.

Since 2018, we have established clear guidelines for our operations in the circular economy and, since then, we have consistently advanced in the consolidation of this business model. In 2025, Braskem launched its sustainable solutions portfolio, which integrates the Wenew portfolio, comprising products with recycled content and encompassing more than 90 grades of resins and chemicals. During the year, sales volumes of the Wenew portfolio exceeded 82 thousand tons globally.



Legend: Packaging made from Wenew bio-circular polypropylene.

Portfolio

We continuously strengthen our portfolio, now recognized as one of the most complete in the market. It brings together more than 90 grades of resins and chemicals with recycled content, developed to meet the growing demands of customers for sustainable solutions. In 2025, we will advance in strategic applications and launch products that strengthen our ability to innovate and respond to various customer needs.

Among the highlights, we launched a new product 100% post-consumer recycled polypropylene (PCR-PP) product, aimed at the utilities and accessories market. This solution expands the use of recycled materials in large-area injected parts with complex geometry, such as organizer boxes, baskets and vases. In addition to ensuring excellent finish, color stability and high processing efficiency, the new product meets technical requirements and contributes to the reduction of cycle time and energy consumption, surpassing PCR alternatives available on the market.

Complementing this circular economy strategy, Braskem also consolidated its portfolio focused on the household appliances sector, composed of six PCR-PP grids. Developed for applications in refrigeration, laundry, portable appliances and audio equipment, these materials are used by companies such as Mondial, offering gains in performance, resistance and sustainability. The application of Wenew resins in speakers, for example, can result in a reduction of more than 20% in the carbon footprint compared to fossil-based resins.



Legend: Sound speaker made from recycled Wenew resin.

Following this same strategic line, in 2025, we further strengthened our operations in the flexible packaging segment, consolidating the most robust portfolio in the market in this category. We have made significant progress in the evolution of PCR resins for this sector, with case studies that demonstrate our progress to circularity. We were recognized by the Embanews Award for innovative solutions in flexible films produced with recycled resins. Among the highlights are the partnerships with Lord and Suvinil, which enabled the use of stretch films for pallet transport, and with Rhotoplas and KimberlyClark, which brought circularity to hygiene and cleaning products.

Another important milestone in 2025 was the first sale in Brazil of biocircular polypropylene, produced from post-consumer cooking oil. This waste went through a chemical conversion process, resulting in a plastic of renewable origin tracked by mass balance, developed and supplied by Braskem. The material was used in the production of jars for MBRF's Qualy Vegê line, reinforcing our objective to the reintegration of waste into the production cycle and to advancing the circular economy through innovative and high-performance solutions.

Sales

GRI 301-3

Advancements in our sustainable portfolio reflect not only our continued commitment to innovation and circularity, but also our ability to generate tangible value for customers and the market. Even with a lower performance than the previous year, we remain committed to strengthening partnerships and offering solutions that boost the competitiveness and sustainability of our customers.

PCR Sales Volume (ton)	2022	2023	2024	2025
Total	52,713	65,634	86,012	82,441
Chemicals	11,772	10,751	9,688	14,885
Resins	40,941	54,882	76,324	67,555
Brazil	19,713	29,079	35,722	27,520
United States and Europe	15,541	17,026	30,481	28,449
Mexico	5,687	8,777	10,121	11,586

In 2025, sales volume of products with recycled content was lower compared to 2024 (-4%), primarily due to weaker demand for post-consumer recycled (PCR) resin in Brazil during the period. This was driven by the global macroeconomic scenario, which continues to pressure petrochemical markets and impact the competitiveness of recycled resins.

The achievement of the objectives related to the growth of recycling faces structural and strategic challenges of the global industry, such as strengthening the waste chain, technological advancement and stimulating the demand for recycled materials. In the context of the production chain, it is essential to ensure the return of plastic waste to the economy, which requires a robust infrastructure for collection, sorting and recycling.

In this scenario, Brazil took a decisive step in 2025 with the approval of the decree establishing the Reverse Logistics System for Plastic Packaging. The measure establishes shared responsibilities between manufacturers, importers, distributors and traders, with progressive targets for the recovery of materials and the incorporation of recycled content in packaging. The System also promotes the inclusion of waste pickers' cooperatives, ensures the traceability of processes and requires annual proof of results, reinforcing the objective to the circular economy, the reduction of emissions and the valorization of recycled raw materials. This is a strategic initiative that aligns economic development with environmental and social responsibility, and Braskem is ready to support and serve its customers and the market.

World Circular Economy Forum 2025



In 2025, Braskem reaffirmed its global role in sustainability by participating in the first convening of the World Circular Economy Forum (WCEF) held in Brazil. The WCEF, internationally recognized for bringing together authorities, experts and leaders of the environmental agenda, is one of the most important international events focused on the circular economy. The company took its circularity initiatives (Wenew, I'm green™ bio-based and Cazoolo) to the forum and promoted four accelerator sessions in the Cazoolo space, acting as a catalyst for strategic connections and debates on innovation, circularity and the future of packaging. The sessions brought together more than 150 in-person and 200 online participants, generating valuable opportunities for networking and knowledge exchange. Braskem's active presence at WCEF reinforces its role as a transforming agent in the construction of sustainable solutions, in line with the company's commitments to responsible development and the promotion of an increasingly circular economy.

Also within the context of WCEF 2025, Braskem received the Circular Excellence Award promoted by the Federation of Industries of the State of São Paulo (Fiesp) and the National Confederation of Industry (CNI) for Cazoolo. Braskem's circular packaging design lab, which supports brands and the manufacturing industry to redesign their packaging based on the Design for Environment perspective, was one of the six cases awarded as a reference in circular economy in the Brazilian industry.

SUSTAINABILITY

SASB EM-MD-160a.1

Sustainability is a key pillar in our growth strategy. Guided by the Global Sustainable Development Policy, we have established seven dimensions of objectives that address material topics relevant to Braskem’s business and its value chain. Each dimension is associated with value creation or value protection, following the same classification interpretation given to the company’s material items.

Climate change

GRI 3-3 Climate change, SASB RT-CH-110a.2., SASB EM-MD-110a.2
GRI 305-1, GRI 305-2, GRI 305-4, SASB EM-MD-110a.1, SASB RT-CH-110a.1

To understand the impact of our operations and mitigate potential risks, we conducted our first Greenhouse Gas Emissions Inventory in 2008, covering scopes 1 and 2. Since then, we have monitored and disclosed our GHG emissions, including scope 3 as of 2012. The inventory is an essential tool for Braskem in the agenda to combat climate change.

In continuous evolution in climate management, in 2021 we defined objectives aligned with the Paris Agreement and the United Nations (UN) Sustainable Development Goals (SDGs), consolidating efforts to achieve carbon neutrality by 2050 and to make Braskem’s operations more resilient to the potential impacts of climate change, physical and transition risks. The objectives are:

2030

- Reduce scope 1 and 2 GHG emissions by 15% (base year 2020⁽³⁾).
- Acquire 85% of electricity from renewable sources for all of Braskem’s industrial operations.
- Expansion of the production capacity of bioproducts and bioattributed products to 1 million tons.
- Increase our internal water security index to 100%.
- Reduce exposure to climate risks identified as high.

2050 Carbon neutrality.

(3) Average of the years 2018, 2019, and 2020.

To achieve these mitigation objectives, we prepared Braskem’s **Climate Transition Plan**, covering the work fronts, projects and tools to measure, monitor and achieve the established emission reductions. The Industrial Decarbonization Program is one of the most relevant fronts, as it focuses on the implementation of emission reduction projects in industrial units, with direct effects on scopes 1 and 2. In 2024, we updated the Marginal Cost of Abatement Curve (MACC) and its roadmap for 2030.

Below, we present the main results and our progress in climate management in 2025.

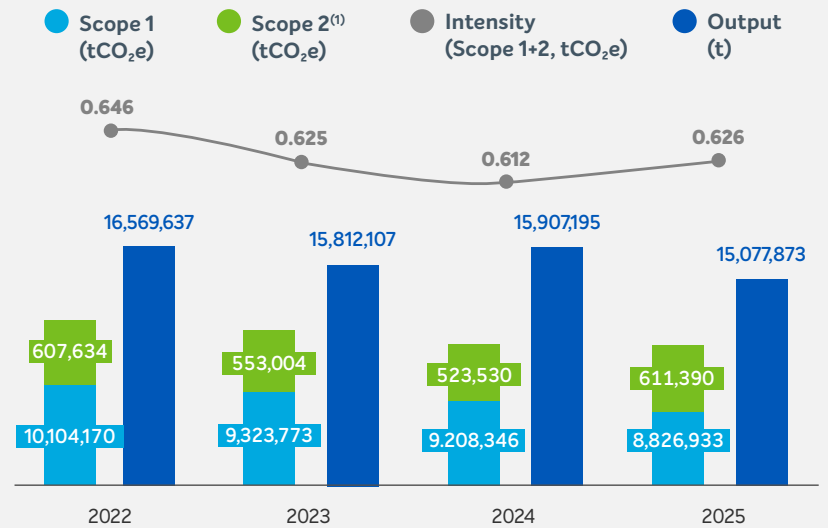
Greenhouse Gas (GHG) Emissions Inventory

GRI 3-3 Climate change

Braskem’s Greenhouse Gas Emissions Inventory includes 100% of the industrial operations under the company’s operational control, audited by an independent third party⁽⁴⁾, and is calculated and reported annually on the Public Emissions Registry (RPE) platform of the Brazilian GHG Protocol Program (FGV) and, as of 2024, it was also included on the National Emissions Registry System (Sirene) platform. Braskem received the program’s Gold Seal in 2025, for the 15th consecutive year.

(4) Braskem’s Greenhouse Gas Emissions Inventory is audited by a Verification and Validation Body (OVV) accredited by the Institute of Metrology, Quality and Technology (Inmetro).

GHG emissions



(1) Market-based is the approach that quantifies Scope 2 GHG emissions using the emission factor specifically associated with the source of the purchased electricity.

GHG emissions – scope 1

GRI 305-1

Most of Braskem’s scope 1 emissions occur in our first-generation petrochemical plants, where we transform raw materials, from fossil or renewable sources, into various chemical products. This process, known as cracking, requires large amounts of energy. Consequently, stationary combustion is the main emission category of this scope, representing 98% of Braskem’s total direct emissions in 2025, due to the burning of fossil fuels to generate the energy needed for the process.

GHG emissions – scope 2⁽⁵⁾

GRI 305-2

Braskem’s scope 2 is composed of emissions from two sources of purchased energy: electricity and steam, which, in 2025, accounted for 37% and 63% of emissions in this scope, respectively. In 2025, there was a 5.17% increase in emissions in this scope, mainly driven by the purchase of steam required for operations.

With regard to electricity, Braskem adopts the market-based methodology as an official reference to measure and report progress in relation to its emissions reduction target. This approach is used to consolidate the results disclosed, as it reflects the acquisition of electricity from clean and/or renewable sources through direct contracts with generators (Power Purchase Agreements – PPA) or through the allocation of Renewable Energy Certificates (I-REC). In this way, we ensure more transparency about the company’s efforts in the transition to a more sustainable energy matrix. The results calculated by the location-based approach are also available and can be found in our Indicators Center.

GHG emissions – scope 3⁽⁶⁾

GRI 305-3

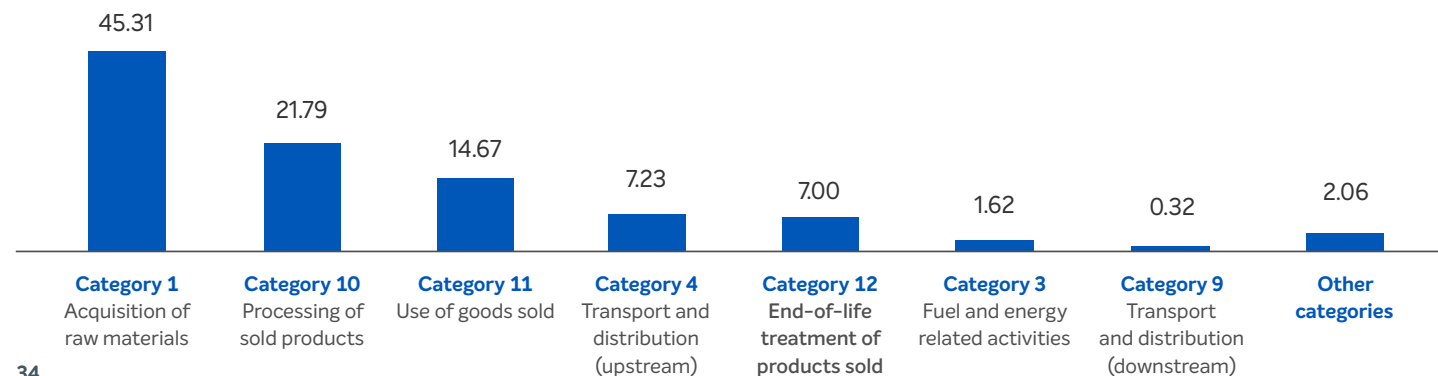
As in previous years, scope 3 remains the scope with the largest share of GHG emissions, totaling 23,349,291.70 tons of carbon equivalent (tCO₂e) in 2025. In Braskem’s value chain, the main impact on scope 3 emissions is associated with the extraction and production of raw materials (category 1), which accounted for 45% of the total emitted in 2025.

Next, downstream emissions stand out, related to the transformation processes of resins (category 10) and the direct use of certain petrochemical products (category 11). In 2025, these categories accounted for 21.79% and 14.67% of scope 3 emissions, respectively. Also in 2025, there was a reduction of approximately 2.5 million tCO₂ compared to the previous year, mainly due to the update of the emission factors of raw materials according to the most current references available.

(5) Braskem consolidates its scope 2 emissions considering the market-based approach.

(6) This figure includes the reporting of 12 categories of the 15 applicable to scope 3, and categories 2, 13 and 14 are not applicable or material to our business.

Representativeness of each category in total scope 3 emissions (%)



Climate change advocacy

SASB RT-CH-530a.1

Braskem actively works together with public policy makers, industry associations and civil society actors to develop a technical and regulatory framework that helps companies reduce emissions. In 2024, the law establishing the Brazilian Emissions Trading System (SBCE) was sanctioned, a fundamental milestone for the development of a regulated carbon market in the country. Braskem played a relevant role in the discussions that preceded the approval of the legislation, supporting the adoption of mechanisms focused on the cap-and-trade system, sectoral emission agreements and carbon adjustment at the border, reinforcing its proactive performance in the transition to a low-carbon economy.

In Europe, Braskem maintained its prominent role, especially in the debates regarding bio-based plastics, sustainability criteria in the selection of raw materials, and harmonization of biogenic carbon accounting rules in corporate inventories and life cycle assessments. These topics are fundamental for bio-based plastics to have their role properly recognized and, consequently, to receive the necessary incentives within regulations, such as the Packaging and Packaging Waste Regulation (PPWR). As active members of the Renewable Carbon Initiative, the Biobased Industries Consortium and Plastics Europe, we lead and contribute to numerous technical discussions and communication strategies along our value chain. The European Union’s External Affairs Council continues to promote Braskem’s innovative leadership, demonstrating how our industry can be part of a carbon-neutral circular economy.

As part of Braskem’s efforts to achieve climate neutrality, the company has acted strategically in support of public policies and initiatives that promote sustainability in the industrial sector. An example of this is the active participation in the contributions of the formulation of the Sustainable Brazilian Taxonomy, developed by the Brazilian government, which aims to guide investments in economic activities with less environmental impact.

In addition, Braskem’s renewable polyethylene is part of the pilot phase of the Green Seal Program, conducted by the Ministry of Industry. The program certifies Brazilian products in line with the most sustainable practices. In the case of renewable polyethylene, the main environmental benefit is the absorption of CO₂ from the atmosphere, reinforcing Braskem’s objective to solutions that contribute to the mitigation of climate change. In 2025, Braskem was also present at the main global forums focused on discussions on sustainability, such as the 30th United Nations Conference on Climate Change (COP 30), held in the city of Belém. The company participated in numerous debates on the subject, sharing its initiatives that contribute to the reduction of GHG emissions.

Climate risks and adaptation

GRI 3-3 Climate change, GRI 201-2

To manage climate opportunities and risks, Braskem adopts the methodology of the United Kingdom Climate Impacts Programme (UKCIP), translated into the Brazilian context by the Center for Sustainability Studies of the Getulio Vargas Foundation (FGVCes).

Business adaptation tool to climate change

The business adaptation tool to climate change was developed by FGVCes based on the UKCIP methodology. It was adapted to the Brazilian context with the aim of supporting companies in identifying climate risks and opportunities and formulating adaptation strategies. The Brazilian Ministry of the Environment (MMA) has incorporated the methodology into the AdaptaClima platform, which provides content and tools on climate adaptation, including the adapted version of the UKCIP for business use. This initiative reinforces the alignment between public policies and private strategies to combat climate change.

In 2022, after closing the 1st cycle of the adaptation plan (2015 to 2022), we updated the climate risk study to the 2nd cycle (2023 to 2030). The risk assessment and adaptation plan cover 100% of operations in industrial units, maritime terminals and pipeline transport.

The study considered the physical and transition opportunities and risks, in alignment with the framework of the Task Force on Climate-related Financial Disclosures (TCFD), for the time horizons of 2030 and 2050, through the four scenarios of the Intergovernmental Panel on Climate Change (IPCC), SSP1-1.19, SSP1-2.6, SSP2-4.5 and SSP-3.70.

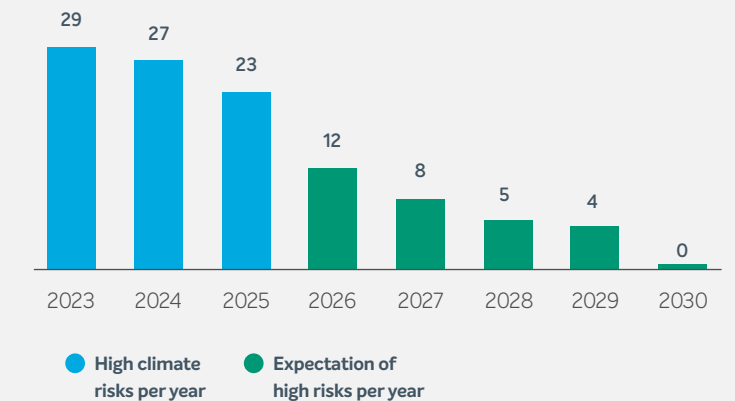
Physical risks

After identifying the climate threats and assessing the potential impacts, climate risks are calculated, classified as low, moderate or high. Regarding physical risks, in the 2030 time horizon, scenario SSP3.70, there are currently 23 high risks, concentrated in the operations in Mexico and Brazil. The operations in Germany and the United States presented only low or moderate risks. This is due to the magnitude of the potential impact or the implementation of actions already carried out in the first cycle of the adaptation plan.

In line with our long-term objectives, for each risk classified as high, an action plan has been defined, whose evolution over time is represented by the following graph until the year 2030.

By 2025, 100% of the actions of four high physical risks have been implemented, thus reducing the total number of high risks to 23. The actions were related to the risks of heat waves, severe droughts and storms.

Physical climate risks
Planning for the reduction of high risks



Climate Transition Plan

In 2025, Braskem released its **Climate Transition Plan**, in line with its climate strategy. The document addresses the action fronts of the company's climate strategy and the projects and the tools used to measure, monitor and achieve emission reductions in accordance with long-term objectives. The Climate Transition Plan was prepared based on the guidance of the Transition Plan Taskforce (TPT) and the Task Force on Climate-Related Financial Disclosure (TCFD).

[LEARN MORE](#)

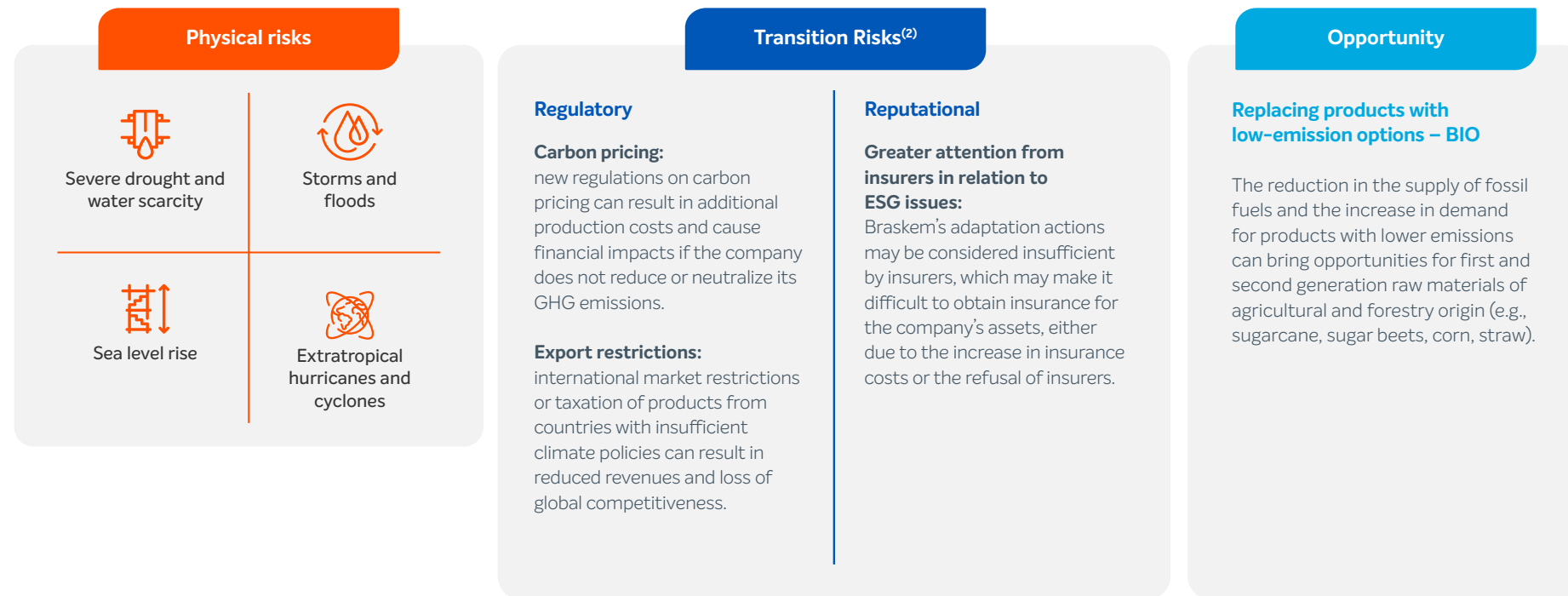
About our Climate Transition Plan.

Transition opportunities and risks

In the assessment of transition opportunities and risks, which encompassed regulatory, market, technological, and reputational aspects, the main risks identified are associated with regulatory risk, related to carbon pricing and export restrictions, and reputational risk, due to the greater concern of insurers in relation to environmental, social, and governance aspects. Based on this analysis, it was also possible to identify opportunities, the main one being related to the further diversification of the product portfolio with low-carbon options.

As was done for physical risks, here too an adaptation plan was prepared to mitigate risks and enhance the opportunity.

Main risks⁽¹⁾



(1) Considers the time horizon of 2030, scenario SSP3-70 (Current policies).
 (2) Considers the time horizon of 2030, scenario SSP2-4.5 (NDC stated policies).

Carbon Disclosure Project – CDP Climate

Since 2014, we have reported on our climate strategy and results, ranking seven times as a global leader. This evolution includes short- and long-term mitigation goals, management of climate risks and opportunities, implementation of an internal carbon pricing process, evolution of supplier assessment and engagement practices and definition of a transition plan, among others. We still face challenges, such as expanding the use of renewable energy and defining a long-term strategy in relation to scope 3.



In 2025, Braskem returned to CDP's A List, achieving the highest score in Climate and Water. The "A" grade recognizes organizations that demonstrate excellence in transparency and environmental management, which reinforces the company's moves in transparency, environmental governance and environmental risk management.

CDP Climate Change

2022	2023	2024	2025
B	B	B	A

Industrial Decarbonization Program

GRI 3-3 Energy efficiency, GRI 3-3 Climate change

Braskem’s Industrial Decarbonization Program aims to reduce scope 1 and 2 GHG emissions by 15% by 2030, through initiatives that promote efficiency, competitiveness, reliability and energy sustainability. Even in the face of the challenges of the global petrochemical scenario, 2025 consolidated relevant advances in Braskem’s decarbonization journey. With a culture already rooted in our daily lives, our teams have demonstrated commitment and creativity in the search for innovative and competitive solutions, capable of reducing CO₂ emissions and making our industrial operations increasingly sustainable.

In 2025, Braskem made significant progress in the Decarbonization Program, strengthening its lines of action in continuous improvement, energy efficiency, electrification and transition of the energy matrix. Among the main achievements:

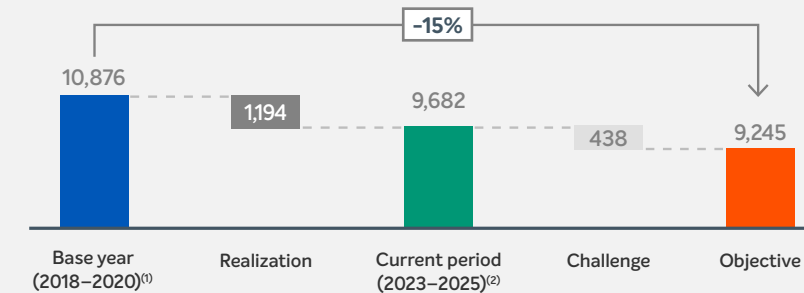
- We have completed the motorization in the AL PVC unit, ensuring that 100% of the steam consumed is generated from biomass. With the completion of the electrification of the compressor, the unit completely ended the use of natural gas-based steam, and started to be supplied exclusively with biomass-based steam through a contract with Veolia, a strategic partner. Veolia is responsible for the entire biomass supply chain and operation, including eucalyptus cultivation, chipping, processing and burning for steam generation. The company also makes agricultural investments (planting, equipment and logistics) and industrial investments (processing, storage and operation of boilers).
- We approved the project for the installation of an electric boiler in Paulínia (SP), reinforcing our commitment to electrification. Developed in partnership with ComBio, a Brazilian company that supplies renewable thermal energy to the industry based on biomass and renewable electricity, the initiative provides for the installation of a boiler powered by renewable electricity, which will replace part of the steam consumed by the unit, currently produced by fossil fuels – a more renewable, efficient and economically advantageous solution.
- We expanded our participation in renewable energy by becoming partners in EDF’s Serra das Almas and Folha Larga projects, and signed power purchase agreements (PPAs) for the future Jacobina project, also by EDF, aiming to enable 85% of purchased electricity to come from renewable sources.
- The Vesta project in São Paulo, in partnership with Siemens, was selected for the SB COP Awards, promoted by Sustainable Business COP (SB COP), an initiative that recognizes outstanding business solutions in the climate agenda. The project was the winner of the “Energy Efficiency and Decarbonization Project” award.

- We migrated units to the Free Natural Gas Market, increasing competitiveness and flexibility in the use of this transition fuel. The company completed the process of migrating 100% of the consumption of its units in the Greater ABC Petrochemical Complex, in São Paulo, and Triunfo, in Rio Grande do Sul, to the free market. In addition, we began the process of partial migration in the Bahia region, consolidating our strategy of building a more efficient, competitive and low-carbon energy matrix. The migration is made possible through Voqen, Braskem’s electricity and natural gas trader
- We started operations with biomethane in Rio Grande do Sul. This renewable fuel will partially replace natural gas, contributing to the reduction of emissions and a more sustainable energy matrix. The project is carried out in partnership with Ultragaz, a supplier of biomethane, with an initial three-year contract.

In addition to the initiatives outlined, the hibernation of the chlor-alkali plant also impacted the 2025 inventory.

CO₂e emission reduction status (scopes 1 and 2, thousand tons)

GRI 305-5, SASB EM-MD-110a.2



(1) Value is based on the 2018, 2019 and 2020 inventories, which consider the IPCC’s AR4.

(2) Value is based on the average of inventories from 2023 to 2025.

Braskem’s objective to decarbonization is directly integrated into the company’s transformation strategy. One of the pillars of this journey is the Switch to Gas and Fly Up to Green program, which promotes the use of natural gas streams as feedstock, generating impacts on the fuel mix and enabling the use of less carbon-intensive energy sources.

In parallel, Braskem is accelerating investments in renewable sources and in the bioeconomy, diversifying its energy matrix and incorporating more sustainable feedstocks through the Fly Up To Green program. This strategic combination ensures reliability and operational flexibility, while driving emissions reductions and reinforcing our objective of a low-carbon future.

Since the beginning of the program, we have already achieved approximately 1.2 million tons of CO₂e reduced compared to our baseline, considering the average from 2018 to 2020. This result reinforces our ability to generate value and competitiveness through decarbonization. The progress recorded in recent inventories highlights the growing impact of initiatives with positive financial returns for the company, including structuring projects and efficiency solutions that reduce operating costs. Global renewable energy contracts continue to play a decisive role in consolidating the gains already achieved, while structuring projects with financial viability also play a significant role in this result.

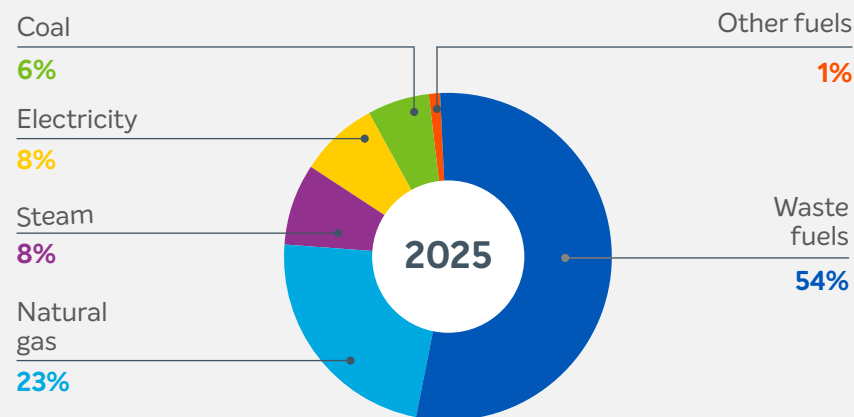
We remain focused on the study and implementation of projects in all segments to reduce GHG emissions by 2030 and bring competitiveness and efficiency to our operations. These initiatives cover different regions and technologies, among the projects under study, the following stand out:

- Renewable hydrogen (H₂V) production in Alagoas, including integrated solutions with biogenic CO₂ for renewable fuels, in addition to the implementation of solar generation at the site.
- Bahia focuses efforts on renewable solutions under the Transforma Bahia program, as well as on the profitability of energy assets.
- In Rio de Janeiro, alternatives for electricity supply, cogeneration and solar generation are being evaluated at the site.
- In São Paulo, studies include recovery of flare gas, motorization of pumps and replacement of fuels in boilers, aiming at greater efficiency and lower environmental impact.
- In Rio Grande do Sul, the projects involve biomethane, the use of steam from urban solid waste (MSW) or biomass and the profitability of energy assets.
- In a comprehensive way, financial and energy partnerships are being analyzed, as well as initiatives such as BESS (Battery Energy Storage Systems), electrification and renewable fuels.

The combination of structuring projects and innovative solutions reinforces our objective to decarbonization and long-term competitiveness.

Power consumption by type (%)

GRI 302-1, GRI 302-3



Energy consumption per year

	2022	2023	2024	2025
Power Consumption (GJ)	187,376,560	175,095,186	172,885,362	168,343,900
Power Consumption Intensity (GJ/t)	11.31	11.07	10.87	11.16

Main decarbonization projects

GRI 3-3 Energy efficiency, GRI 3-3 Climate change

Vesta Project (Brazil): Vesta combines technological innovation, energy efficiency and emission reduction, from the cracker at the ABC Petrochemical Complex, in São Paulo. The project set a new standard for operational and environmental performance, reducing energy consumption by 7.3%, equivalent to the energy use of a city with 1 million inhabitants. The project included the replacement of steam turbines with high-performance electric motors (electrification of equipment), supported by a new cogeneration plant powered by waste gas with high hydrogen content.

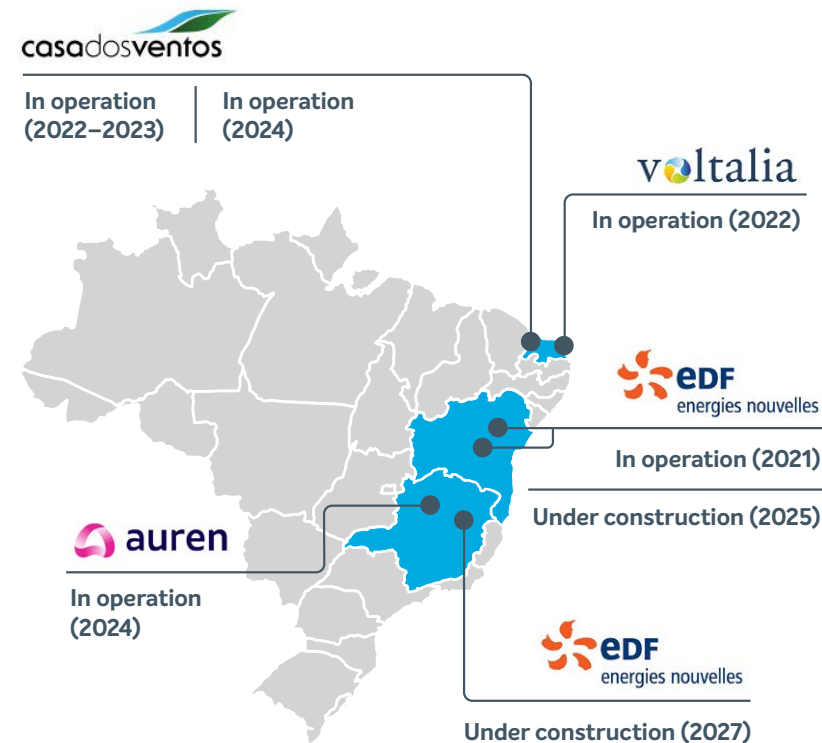
In 2025, the initiative was selected for the SB COP Awards, an award that highlighted innovative business cases aligned with the climate agenda and that were part of the official program of the Sustainable Business COP (SB COP), the business arm of the 30th United Nations Conference on Climate Change (COP30), held in Belém, Brazil.

Biomass Project (Brazil): in October 2025 we completed an important milestone in the project with the electrification of one of the main turbines of the industrial process of the PVC unit, located in Alagoas, allowing the site to operate with 100% of the steam consumed at the site coming from renewable sources (biomass). With the capacity to generate around 900,000 tons of steam per year, the plant has the potential to reduce approximately 150,000 tons of CO₂e annually.

Electric Boiler Project (Brazil): in 2025, we moved forward with the approval of the project at the Paulínia (SP) industrial unit aimed at increasing competitiveness and reducing operating costs. Developed in partnership with ComBio, the initiative provides for the installation of a boiler powered by renewable electricity, which will replace part of the steam consumed by the unit, currently produced by means of fossil fuels, a renewable, efficient and economically advantageous solution, which will reduce about 65% of CO₂ emissions – scopes 1 and 2 – from the PP 3 PLN unit.

Renewable electricity (Brazil): we became partners in two EDF projects, Serra das Almas and Folha Larga, expanding our renewable and cost-competitive self-generation capacity by an additional 70 megawatts (MW) of wind and solar energy. In addition, we signed a PPA for future projects, including Jacobina, also with EDF. With these initiatives, starting in 2028, approximately 85% of the electricity purchased by Braskem will come from renewable sources. We remain committed to achieving our objective of sourcing 85% of our purchased electricity from renewable energy by 2030, reinforcing our objective to decarbonization and the sustainable energy transition.


Long-term contracts for the purchase of renewable electricity in Brazil



Braskem remains firm in its commitment to unite competitiveness and sustainability, advancing in the implementation of projects aimed at reducing GHG emissions by 15% by 2030. Our strategy is centered on continuous improvement, the search for new opportunities and the transformation of the energy matrix, ensuring consistent results and contributing to the transformation of a low-carbon industry.

Among the main fronts, the support of the decarbonization roadmap initiatives, with monitoring through indicators and audits, and the development of strategic projects that expand energy efficiency, electrification, and the use of renewable sources stand out.

The focus of the Industrial Decarbonization Program remains on accelerating new opportunities, considering the advancement of carbon market regulation, and on furthering the company's transformation through competitive initiatives that contribute to the reduction of CO₂ emissions. This journey reinforces our objective to a sustainable future, ensuring reliability, flexibility, and leadership in the transition to a low-carbon economy.



Legends: Biomass Project.

Electric motorization, Vesta Project.

Voqen

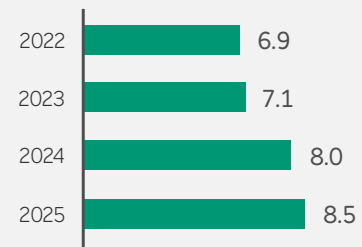
In 2025, Voqen migrated Braskem's units in Triunfo, São Paulo, and partially in Bahia to the Free Natural Gas Market, reaching volumes of 1.5 million m³/day supplied to Braskem and other clients, while operating across the country's four main natural gas transmission companies. The company closed the year with R\$2.6 billion in contracts under management in natural gas and electricity. Since its establishment in 2022, Voqen has totaled R\$196 million in sales to clients and has served 40 industrial plants.

Renewable energy in Braskem's energy matrix⁽¹⁾

SASB RT-CH-130a.1.

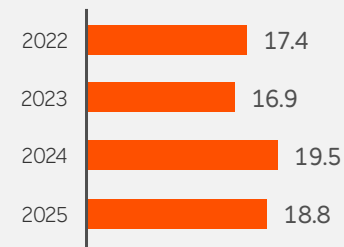
Clean and/or renewable energy consumed⁽²⁾

(% of total energy consumed)



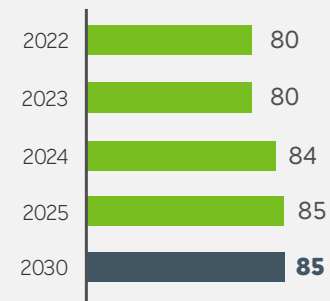
Total clean and/or renewable energy⁽²⁾ purchased

(% of total energy purchased)



Clean and/or renewable electricity⁽²⁾ purchased⁽³⁾

(% of total electricity purchased)



(1) The calculation of the indicators takes into account the purchase of energy, which may differ from consumption, due to the stock of coal and biomass, in addition to the mismatch of dates between the measurement of consumption and the electricity bill, among others.

(2) Renewable energies: sources of energy generation capable of being renewed through ecological cycles or agricultural processes. Clean energy: sources of energy generation that do not emit polluting gases, including GHG.

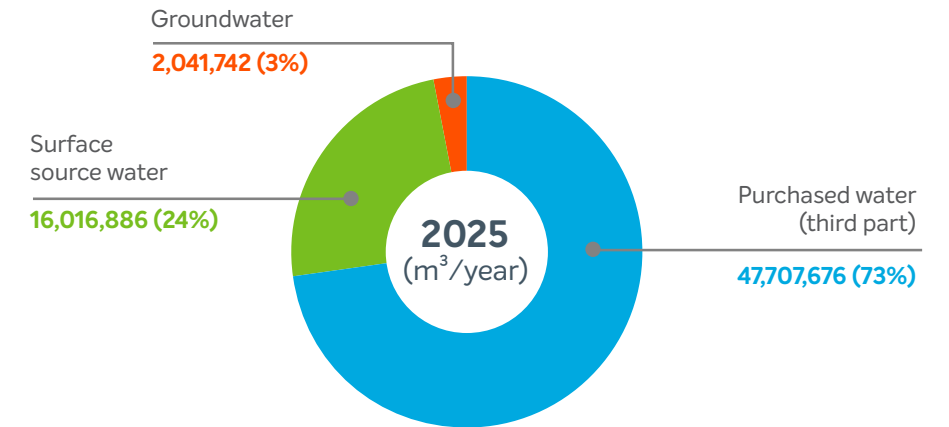
(3) Electricity supply at Braskem is sourced from the grid and complemented by specific renewable energy contracts. Therefore, the percentage of renewable electricity purchased takes into account both supply sources, based on the renewable share of the electricity matrix in each region where Braskem has industrial operations.

Water resources management and water security

GRI 3-3 Water and wastewater management, GRI 303-1, GRI 303-2, GRI 303-3, SASB RT-CH-140a.1, SASB RT-CH-140a.3

Water is a fundamental natural resource for petrochemical production, used throughout the production process, including the supply chain. In the operating units, its main uses include refrigeration systems, steam generation and incorporation into certain products. The scarcity of this resource, aggravated by the adverse effects of climate change, can negatively impact the predictability and planning of our business, as well as the continuity of our operations.

Water consumption



We practice continuous improvement in water management and have a medium-term objective of achieving 100% water security in all our operations. Our strategy is oriented towards the continuous optimization of water efficiency, with a focus on water circularity through internal reuse initiatives, associated with an external perspective. Considering that water is an essential and shared resource, we participate in and implementation of initiatives that generate a positive impact on the use of this resource.

Braskem participates in global and regional initiatives aimed at consolidating sustainable water governance. Among the initiatives are the Race to Resilience coalition, the +Water Movement, of the Global Compact Brazil Network, and the Brazilian Business Commitment to Water Security, of the Brazilian Business Council for Sustainable Development (CEBDS). Such initiatives seek to mobilize the business sector to address water challenges through coordinated actions and corporate water management, often in partnership with various government and civil society actors.

Supported by the study of climate risks and the risk studies of the watersheds in the regions where we operate, we defined an action plan for all units with high climate risk for the “severe droughts” scenario and for the watershed with high water risk. In 2024, we took an important step in the Rio de Janeiro regional office, after identifying a new, more sustainable source of water reuse through domestic effluent treatment, replacing the current water collection source, and during 2025 the implementation phase of the project began, which should be completed and start operating in mid-2028. This initiative will raise the water security index of this region to 100%. The concept of water security is aligned with the international references of the United Nations Water, World Wide Fund for Nature (WWF) and CEO Water Mandate and refers to the ability to safeguard sustainable access to adequate quantities of water of acceptable quality, using water in a socially equitable, environmentally sustainable and economically beneficial way, with an acceptable level of water-related risks.

GRI 303-5, SASB RT-CH-140a.1

Water	2022	2023	2024	2025
Water Security Index (%) ⁽¹⁾	65.3	65.9	68.9	73.5
Water consumption (m ³)	71,216,201	69,526,441	68,502,423	65,766,304
Water consumption (m ³ /t)	4.30	4.40	4.37	4.59
CDP Water (score)	A-	B	A-	A

In 2025, the Water Security Index increased by around 5 percentage points, as a result of the implementation of internal initiatives in several industrial units, such as water reuse and the use of new, more sustainable water sources in the Bahia region, in northeastern Brazil. Our eco-efficiency in water consumption was 4.37 m³/t, 0.7% lower than in the previous year (4.40 m³/t), due to lower consumption due to the optimization of the concentration cycles of the cooling towers and the improvement in water efficiency of the industrial units, especially the units in Alagoas, Bahia and the United States.

GRI 3-3 Water and wastewater management

Rio de Janeiro (Brazil): we made progress in the partnership with Águas do Rio (Aegea Group) for the execution of the project to supply Braskem’s industrial units in the Rio de Janeiro region with reused water through the treatment of sanitation effluents, enabling the implementation and provision of basic sanitation to about 266,000 people in the region. The contract has a term of 30 years and will reinforce Braskem’s water security in its operations in this region. This initiative has a total capacity of 850 m³/hour in the total supply of reused water, equivalent to five Olympic swimming pools per hour.

CDP Water: in 2014, we made our first disclosure to the Carbon Disclosure Project (CDP) regarding our strategy and performance evolution in water governance. Since then, we have evolved in water risk management, with an internal review seeking water efficiency and another external analysis strengthening management based on the risks of watersheds, on chain engagement and on initiatives associated with collective actions and/or that seek a net positive impact on water use. We are currently increasing efforts to consolidate integrated risk management in the chain. After appearing on the CDP leadership ranking between 2015 and 2022, since 2024, we returned to the ranking in 2024 as a reflection of the implementation of a strategy aligned with the best international references. In 2025, Braskem achieved the highest score in CDP Water, returning to List A and obtaining the best score since 2018.



Water governance – indicator standard: we took an important step in the governance and updating of water management indicators, ratifying the concept of water security and validating a new indicator standard, in alignment with the best international standards, such as the Global Reporting Initiative (GRI), CDP and CEO Water Mandate, among others. After two years of pilot phase, the company used the new model to compose the objectives for the next five years and will continuously use the new standard in operational management as of January 2026. This action is in line with our objective of achieving 100% water security by 2030.

Reuse water from the Aquapolo project: since 2012, Braskem has been using reused water from the sewage treatment of the Aquapolo project, which transforms domestic effluents into industrial-quality water and is the largest such initiative in South America. As a result, in 2025, 9,360,248 million cubic meters of water consumed by the company in our processes were from this water reuse initiative. In the ABC Paulista operations, practically 100% of the water consumed is from this type of source, mitigating the risks of scarcity in the region. In 2014, in the midst of the water crisis in the southeast, the ABC operations continued normally due to the project. Aquapolo is the result of a partnership between the Basic Sanitation Company of the State of São Paulo (Sabesp) and GS Inima Industrial, and supplies reused water to the Capuava petrochemical complex and industries in the ABC Paulista region.



Legend: Aquapolo Station in the ABC Paulista region.

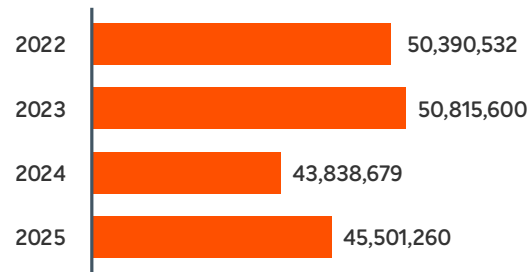
Operational eco-efficiency

GRI 3-3 Waste management, GRI 3-3 Water and wastewater management, GRI 3-3 Air pollution, GRI 306-1, GRI 306-2, SASB RT-CH-150a.1

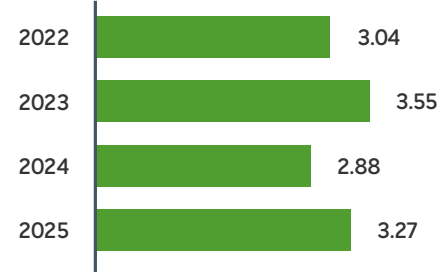
We carry out our waste management based on internal regulations and legislation applicable to each region. Our basic approach relies on following order of priorities: 1. non-generation; 2. reduction; 3. reuse; 4. waste treatment; and 5. environmentally appropriate final disposal of the tailings. Compliance with the order seeks to reduce waste treatment costs, achieve increasing eco-efficiency rates (benchmark) and prevent environmental liabilities.

For 2025, Braskem's waste generation eco-indicator (3.27 kg/t) was 13.5% higher than the previous year's performance (2.88 kg/t), negatively impacted by Braskem's production in the Rio de Janeiro region. Higher waste generation due to the preparation and performance of the planned maintenance event, equipment cleaning, soil and effluent treatment waste investigation activity in Q4 DCX. In the Bahia region higher waste generation due to the maintenance interventions of PE-1, PE 3 and Q 1, in addition to the cleaning of the effluent basin of the PVC unit and the implementation and commissioning phase of the Marathon Project in PE3, and Braskem Idesa's general maintenance shutdown.

Total industrial waste generation (kg)



Waste generation intensity (kg/t)

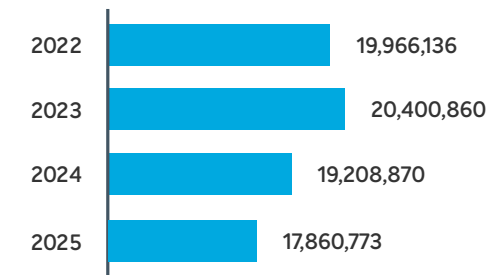


The management of effluents, industrial and administrative, is based on standards defined by local legislation and internal procedures in all our units, respecting the characteristics of each production process. The effluents are treated internally or by third parties and, in this case, undergo quality tests to ensure the parameters required by Braskem.

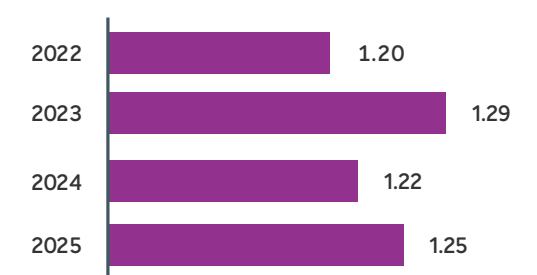
In 2025, Braskem's wastewater generation eco-indicator (1.25 m³/t) was 2.5% higher than the previous year's performance (1.22 m³/t), negatively impacted by production levels below the Annual Plan (PA), a maintenance shutdown at Braskem Idesa, and the hibernation of the CS Alagoas industrial unit. Strong operational efficiency at the Bahia and São Paulo regional units had a positive impact.

GRI 303-4

Total effluent generation (m³)



Effluent generation intensity (m³/ton)



Over the past few years, we have worked to improve the monitoring and measurement of atmospheric emissions. In 2025, we made progress in consolidating the standardization of the inventory of emissions of priority air pollutants, ensuring a better qualification of the results measured and/or calculated by emission factors.

As a result of these actions, considering NOx as a reference pollutant, we continued to reduce our emissions with reference to the year 2020. As a consequence, the 2025 emissions figures represent a 31% reduction. Due to cyclical factors (changes in operating conditions and fuels used), NOx emissions in 2025 decreased by 91% compared to 2024, with a positive highlight for the chemical units in Bahia, Rio de Janeiro and Braskem Idesa.

Significant air emissions⁽¹⁾ (kg/year)

GRI 305-7, SASB RT-CH-120a.1, SASB EM-MD-120a.1

	2025
NOx	8,214,029
SOx	3,860,848
VOCs	6,560,744
PAH ⁽²⁾	522,403
MP	837,110
Other Emissions ⁽³⁾	2,025,681

(1) The methodologies used are recommended by local environmental agencies. Where there is no measurement, estimates (emission factors) based on recognized methods, such as the U.S. EPA AP-42, are used.

(2) Includes toxic air pollutants and hazardous air pollutants (PAHs).

(3) Includes total hydrocarbons and carbon monoxides.

Biodiversity

GRI 101-1, GRI 101-2, GRI 101-3, GRI 101-4, GRI 101-5, GRI 101-6, GRI 101-7, GRI 101-8

Braskem recognizes the importance of biodiversity conservation and its role in sustaining ecosystem services. The topic “biodiversity and land use” appears as a material topic in our materiality matrix, classified as of medium relevance for both Braskem and stakeholders and, given the strategic direction of Switch to Gas and Fly Up to Green, gained more relevance throughout 2025. Until this year, Braskem’s biodiversity agenda was mainly focused on controls of pollution factors that could impact biodiversity – and defined in our licensing processes – and the responsible management of ethanol purchases, with specific criteria addressed to the topic.

In 2025, Braskem took an important step to deepen understanding of the topic and outline a strategy for the agenda, based on an approach that considers ecosystem services. Across different Braskem teams and in compliance with the Global Biodiversity Framework, especially with regard to goal 15⁽¹³⁾, we prepared our **Biodiversity Position**, which clarifies our understanding of the relevance of biodiversity conservation and ecosystem services, and details ongoing initiatives that connect with the agenda, as well as our forecasts for structured actions in the short and medium term. The Biodiversity Positioning is a transparent communication and recognition of the need to advance the agenda. To support the intended advances, we also created a dedicated multidisciplinary working group (WG), whose first meeting took place in December 2025, with an onboarding on the topic, such as the introduction to the concept of ecosystem services. Led by the Sustainable Development team, the Biodiversity WG provides

(13) “Companies assess, disclose and reduce the risks and negative impacts related to biodiversity.”

communication of relevant advances to the vice presidency of Innovation and Sustainable New Business Development, the results of which may be included in the agenda of recurring meetings of the Strategy, Communication and ESG Committee (CECESG). Also significant for the agenda was our adherence to the Brazilian Business Commitment to Biodiversity, of CEBDS. At the end of 2025, Braskem joined dozens other signatory companies in the document, which emphasizes the importance of biodiversity and ecosystem services – [accessible here](#).

It is now recognized that much of the chemical industry’s dependencies on nature and ecosystem services are concentrated in its supply chain. In this context, as a pioneer and world leader in the production and supply of plant-based plastics, Braskem applies the Responsible Ethanol Purchasing Program (PCRE) in its supply chain. Under the Program, specific biodiversity requirements are applied as an eligibility criteria appropriate to the different degrees of maturity and compliance of suppliers, including, for all of them, evidence that no conversion of native forest has occurred since 2008 in sugarcane production areas – in explicit efforts for a deforestation-free chain.

LEARN MORE

About the program in our section dedicated to the PCRE and Braskem’s Biodiversity Positioning.



In our operations, the biodiversity agenda is also materialized through compliance with regulations, resulting from formal environmental licensing processes, as well as in our corporate risk management. The agenda also unfolds in a consequential way to other advances of the company, such as climate change, known to be a direct vector of biodiversity loss according to the Intergovernmental Platform on Biodiversity and Ecosystem Services (IPBES).

LEARN MORE

About specific biodiversity indicators in our Indicators Center.

Plastic waste

GRI 3-3 Post-consumer plastics

In 2025, Braskem intensified its efforts to expand the recovery of plastic waste and accelerate the transition to a circular economy, both in Brazil and in other countries. One of the main highlights is the **Ser+ Program**, an initiative launched in 2009 with the purpose of improving solid waste management and strengthening waste pickers' cooperatives. Since then, the program has been fundamental in professional training and in promoting the social inclusion of workers in several Brazilian cities. This action directly contributes to the recycling and reintegration of plastics into the production cycle, fostering more sustainable and responsible practices.

Another relevant project is **Plastitroque**, which encourages the collection and exchange of plastic waste for benefits in local communities. The action promotes the engagement of the population and reinforces awareness about proper disposal, aligning with international initiatives such as **Plastitroque (formerly Plastianguis)**, in Mexico, which encourages conscious consumption and recycling through the creation of infrastructure for waste collection.

Braskem also invests in actions aimed at preserving coastal areas, with projects dedicated to environmental cleaning and recovery, contributing to the mitigation of marine plastic pollution in Brazil. On the international scene, the company participates in strategic partnerships such as the Alliance to End Plastic Waste (AEPW) and the Polypropylene Recycling Coalition, in the United States. In these collaborations, we share technical expertise and resources to strengthen polypropylene recycling infrastructure, driving positive impacts on packaging supply chains and the automotive industry. These alliances drive the recovery of recyclable materials and promote the use of recycled content in new products.



Recognizing the growing relevance of the topic for society and the industrial sector, Braskem defined, in 2021, strategic objectives to address the challenges related to plastic waste. As part of this objective, in 2022, the Wenew ecosystem was created, which brings together all the company's initiatives aimed at building a circular economy. Through Wenew, we seek to mobilize and inspire different audiences on a collective journey towards a more sustainable future. Our objective when recovering waste through recycling is to prevent the improper disposal of plastics in the environment.

Sectoral coalitions

AEPW Global: as one of AEPW’s founding companies, Braskem contributes to the creation of solutions aimed at the efficient management of solid waste, especially in urban regions with limited infrastructure. This international coalition brings together large companies committed to reducing the inappropriate disposal of plastics in the oceans, investing in innovative technologies that enable the circular economy and promoting positive impacts on the environment.

ICCA: Braskem participates in initiatives by the International Council of Chemical Associations (ICCA) to support the development of an international legal instrument aimed at eliminating plastic pollution. This effort was initiated following United Nations Environment Assembly (UNEA) Resolution 5.2 in 2022, under the Secretariat of the United Nations Environment Programme. Braskem executives have been contributing from the outset, advocating for a circular economy as part of the solution to plastic pollution resulting from inadequate waste management worldwide. Although the agreement expected for 2025 was not reached, Braskem remains actively engaged with organizations such as the Brazilian Chemical Industry Association (Abiquim), the American Chemistry Council (ACC), the Asociación Nacional de la Industria Química (ANIQ), and Plastics Europe to help achieve a global consensus.



Solution development

Nexus Circular: we have invested in and established an agreement with Nexus Circular, which uses pyrolysis technology to convert hard-to-recycle plastics into high-quality circular feedstock. This partnership aims to fuel our circular polypropylene production, helping us achieve our objective of selling products with recycled content.

Cazoolo: Braskem works in the development of circular design through Cazoolo, our lab dedicated to the creation of sustainable packaging. With this initiative, we leverage different links in the plastic value chain aimed at developing circular packaging through recognized methodologies, such as Life Cycle Assessment (LCA) and Design for Environment (DFE). In 2025, the initiative stood out with projects that combined innovation and environmental impact reduction. Among them, Danone’s packaging for dairy beverages, developed with inspiration from biomimicry and hexagonal design, which reduced weight by 8% and underwent LCA, winning awards such as ABRE, Great Packaging Cases, Design for a Better World and the Brazilian Design Award. Another highlight was the stand-up pouch, Organosolv’s monomaterial for fertilizer, made with 57% Wenew post-consumer resin and low-impact printing, ensuring 25% less CO₂ emissions and winning the WorldStar Packaging Awards. These achievements reinforce our role as a reference in circular and collaborative solutions for the packaging market.



Partnership with Wise: Braskem became the controlling shareholder of Wise in 2022. The investment reinforced the company’s strategy to expand the supply of recycled plastic and accelerate our operations in the circular economy. With a focus on mechanical recycling, Wise operates in the production of high-quality post-consumer recycled (PCR) resins, supplying sustainable materials to major brands such as Unilever, Natura, Boticário, P&G and L’Oréal. In 2025, Wise consolidated itself as a reference in sustainability by winning three trophies at the 2025 Great Packaging Cases Award, standing out for projects that use post-consumer resin on a large scale. Among the award-winning cases, the partnership with UAU Ingleza, focused on more sustainable packaging, stood out. In the same year, the company was also nominated in the popular vote for the ABRE 2025 Award, reinforcing its leadership role in innovation and circularity in the packaging sector.

End-consumer education and engagement

GRI 3-3 Post-consumer plastics

In addition to the Plastitruque (formerly Plastianguis) project in Mexico and the Plastroque project in Brazil, which encourage the exchange of plastic waste for food, hygiene items, or school supplies, in the United States, we collaborate with the Philadelphia Eagles on recycling programs during American football games.

In partnership with the Closed Loop Recycling Program, we seek to expand polypropylene recycling in the United States, where we have already contributed to the installation of recycling infrastructure. This collaboration aims to increase the recovery and reuse of plastics, meeting the growing demand for recycled content and contributing to the circular economy.

GRI 301-2

Waste plastics (ton)	2022	2023	2024	2025
Recovered ⁽¹⁾	38,581	55,592	62,620	41,352
Used in production	28,338	41,138	53,362	35,574
Brazil	14,270	23,182	28,584	21,576
United States	8,632	7,789	11,418	4,160
Europe and Asia	2,651	6,016	7,610	2,985
Mexico	2,785	4,150	5,750	6,853

(1) From 2022 to 2024, figures were restated to include volumes recovered through the AEPW project. The 2025 data does not include AEPW-recovered volumes, as the project will begin disclosing this information from July 2026 onward.

Created in 2016, the **Plastic Transforms Movement** was born with the purpose of transforming the way society sees plastic, from its production to its use and disposal, through the different applications of the material. The initiative is part of PICPlast, a partnership between the Brazilian Association of the Plastic Industry (ABIPLAST) and Braskem.

Since its creation, the Plastic Transforms Movement has carried out actions of great impact, such as an exhibition at the Catavento Museum, which presented concepts on the circular economy of plastic; an activation at KidZania, focused on showing the recycling process in a playful and interactive way; and PlastCoLab, an exhibit space focused on innovation and creativity that toured four Brazilian states.

Among the current initiatives of the project are the cleaning efforts, which, over 13 events, have already mobilized more than 700 volunteers and collected about 800 kilos of waste in public spaces; e-books, with editorial content to educate society on important topics related to plastic; and the Mechanical Recycling of Plastics Index, a study – commissioned by the Movement and carried out by MaxiQuim – which aims to show the advances of the sector in Brazil.

Through these actions, the Plastic Transforms Movement reinforces its commitment to sustainability and awareness, showing that plastic, combined with technology, creativity and responsibility, brings countless possibilities for the future.



Human rights and social responsibility

GRI 3-3 Human rights, GRI 3-3 Supplier management, GRI 3-3 Communities and social investments, GRI 2-23, GRI 2-24, GRI 2-29, GRI 203-1, GRI 203-2, GRI 413-1, GRI 413-2

Human rights are intrinsic values of Braskem and a duty of all our members. In our work, we seek to respect and promote them in the relationship with the stakeholders of our business.

We are grounded in international human rights standards – such as the International Bill of Human Rights; the UN Guiding Principles on Business and Human Rights (UNGPs), also known as the Ruggie Framework: Protect, Respect and Remedy; and instruments of the International Labor Organization (ILO), such as the Fundamental Conventions and the Declaration on Fundamental Principles and Rights at Work – while seeking compliance with local legislation, and contributing to the protection of these rights.

Internally, we are also guided by our Global Sustainable Development Policy, our Codes of Conduct for members and third parties/suppliers, as well as guidelines and procedures.

An important feature of our work is the periodic performance of human rights due diligence (HRDD), a process that maps and identifies risks and impacts on human rights, leading to prevention, mitigation and, when necessary, remediation actions.

In 2017, we started the first HRDD cycle, focusing on our operations in Brazil, and in 2021, we started the second HRDD cycle, covering all of our global operations. These processes are aligned with the UNGPs' risk and impact classification methodology, especially with regard to severity (scale, scope, degree of remediability) and attribution (whether the company causes, contributes or is associated with).

The risks and impacts identified are included in the corporate risk matrix, and periodically reviewed by the company's technical and executive management, and with action plans established for all global regions in which Braskem operates.

Braskem's HRDD processes assess risks and impacts on people related to any human right based on internationally recognized instruments, especially the International Bill of Human Rights. It includes, but is not limited to: forced labor, child labor, human trafficking, freedom of association and collective bargaining, labor rights in general, harassment, discrimination, issues with surrounding communities, outsourced workers, and the supply chain. The rightsholders under special attention are: team members; outsourced people; people from the communities, including a lens on traditional and indigenous communities, if applicable; workers in the supply chain, especially those in greater vulnerability, such as displaced persons, migrants and immigrants; in addition to children, women and other groups of underrepresented and/or minoritized people.

The following are aspects of particular attention for Braskem based on the latest HRDD:

Social and environmental issues and communities: the promotion of a safe and healthy environment for all people, including those beyond our premises, is a non-negotiable value of the company. We maintain a close and constant relationship with the communities where we operate, seeking to prevent any human rights violations and foster local development.

[LEARN MORE](#) About our Code of Conduct.

Occupational health: the safety of our processes and the care of the people who work in our operations, whether members or partners, are priorities in the conduct of our business and are in line with the best practices in the industry. Our attention to occupational health issues covers the physical and mental health of our members, with measures that ensure integral well-being.

Supply chain: Braskem operates in several segments and relates to suppliers from varied sectors. The commitment of these companies to human rights is part of the process of formalizing the partnership, which includes adherence to the Code of Conduct for Third Parties. We have adopted a series of procedures for the evaluation of suppliers, aiming to prevent and mitigate potential risks and impacts. For suppliers in sectors of greater criticality, such as the ethanol chain, we have implemented specific programs to mitigate risks, such as the Responsible Ethanol Purchasing Program. Contractors also require special attention, and we have implemented a Third-Party Risk Management system with support from various areas and tools to map labor inconsistencies. We also created a human rights learning section on the Supplier Portal, expanding knowledge and engagement on the subject.

[LEARN MORE](#) About Braskem's responsible practices in Suppliers.

Plastic disposal: the plastic value chain is subject to issues related to its disposal, and, on this regard, we take a series of measures to return waste to the appropriate place, either through the recovery of the material, or through environmental education, in addition to contributing to the development of partner cooperatives.

Diversity, equity and inclusion: at Braskem, a global and multicultural company, we value diversity because we believe it strengthens our culture and promotes an inclusive and creative environment. Thus, we want our members to feel respected, welcomed and treated based on the principles of equity.

Within the human rights agenda, we have set the objective of having managed 100% of the high and medium risks identified in HRDD cycles. In 2024, all risks identified in the current cycle had a high or medium level of management. In 2025, Braskem made progress in the governance of the topic, with significant increase in the level of risk management through the execution of the action plans established within the current due diligence cycle, having achieved 100% completion of all actions established for the year.

Braskem has been working on training our teams on the topic of human rights, including members, leaders and executives. In 2025, leaders of Sustainable Development, Risk Management, Procurement and Legal underwent specific training in human rights promoted by the Ethos Institute. Braskem also continued to support **Childhood Brasil** in its actions to combat the sexual exploitation of children and adolescents and to carry out campaigns on the subject, promoting direct awareness among road transport professionals. We also closely follow the evolution of global regulatory frameworks in relation to human rights and business, contributing directly to the text of regulatory frameworks in Brazil and developing strategies for action in relation to international legislation, such as the European Corporate Sustainability Due Diligence Directive (CSDDD).

Social responsibility

GRI 413-1, GRI 413-2

Transparent dialogue and inclusive action with the communities neighboring our operations are fundamental pillars for strengthening lasting relationships based on trust.

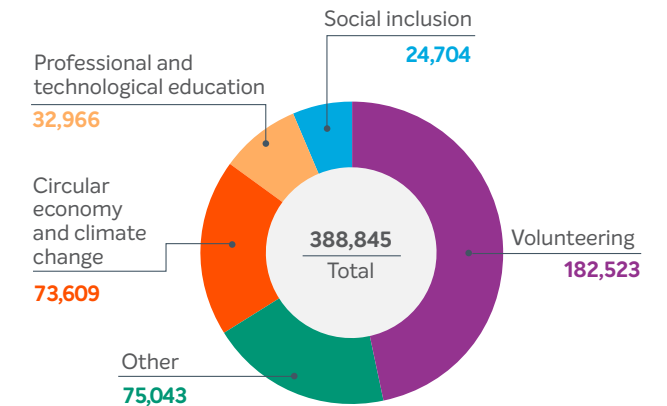
The relationship with these communities is continuous and based on social projects, donations and specific actions of dialogue with community leaders or stakeholders. In 2025, we invested R\$ 18.81 million in 185 social actions and corporate volunteering for Brazil, Mexico, the United States and Europe, prioritizing initiatives aligned with the social responsibility strategy and directly benefiting more than 388 thousand people.

Priority causes of social responsibility



Impact by causes

GRI 413-1, SASB RT-CH-210a.1



Impact and investment by country

GRI 203-1, SASB RT-CH-210a.1

Region	Beneficiaries ⁽¹⁾	Investment (R\$)
Brazil	81,035	13.79
United States & Europe	261,272	3.72
Mexico	46,538	1.29
Total	388,845	18.81

(1) This social impact includes private social investment initiatives, donations, emergency donations, sponsorships with social impact, volunteer programs, and social projects carried out with tax incentives paid in previous years.

Socio-environmental impact projects

GRI 203-1, GRI 203-2, GRI 413-1, GRI 413-2

We highlight some of our projects executed:

Enrede Project: in 2025, we renewed our support for the second cycle of the Enrede project, through a partnership with the Nova Maré Institute. The project installs eco-barriers in channels of the Santos estuary (SP), to prevent incorrectly discarded waste from reaching the sea. With the recovery of the mangrove near the eco-barriers, the increase of two bird species (red maned and little egret) was observed and the return of another 11 species, including the fiddler crab.

Environmental education actions were also carried out with six schools in the neighborhood and an indigenous village, promoting citizen science and scientific thinking among the 2,160 children and adolescents. Also that year, a fair to exchange plastic waste for basic food baskets distributed more than three tons of food, benefiting more than 470 residents of the communities.

2025 Indicators – Enrede:

5.2 tons
of waste removed
from the canal.

3,238
people
benefited.

55
classes in six
public schools.



Braskem Academy (Brazil): the initiative offers a hybrid course, in partnership with Sebrae, with the objective of boosting the growth of 45 businesses led by entrepreneurs from the ABC region, already registered in the **Valorize Program**, Braskem’s program that strengthens local businesses close to the plants, in addition to new participants indicated by Sebrae. The proposal includes a training track, with content focused on essential topics for business management, such as finance, marketing, sales, customer service, people management and compliance. From 2026, the initiative will have a national reach, with full and free offerings in an online format.

Future of STEM Scholars Initiative (FOSSI – USA): Braskem America supports FOSSI, a non-profit extension of the American Institute of Chemical Engineers (AIChE) that offers scholarships to students pursuing degrees in STEM fields at historically black universities in the United States. Through FOSSI, we support students who receive leadership development, mentorship, and internship opportunities.

Ser+ Program (Brazil): the Ser+ Program offers technical and structural support to recycling cooperatives through biweekly face-to-face consultancies, quarterly forums of leaders, health and safety workshops, as well as training in Excel, administrative and financial management. It also promotes improvements in the productive layout of the units, contributing to increased operational efficiency. More than resources, the program delivers knowledge and tools that strengthen the autonomy and sustainability of these organizations in the medium and long term.

In 2025, the Ser+ Program allocated R\$1.8 million, part of which for donations of equipment and infrastructure improvements and the other part for technical consulting and training, consolidating itself as a structuring project aimed at promoting the independence of the screening units. The participating cooperatives sold 16,000 tons of waste, 3,800 tons of which were plastic, directly impacting the average income of the 680 waste pickers served.

Empreediendo y Cresciendo (Mexico): the project, implemented by Braskem Idesa, organizes activities in support of groups of entrepreneurs, offering training and equipment that contribute to the creation of new ventures or the improvement of productive projects. In 2025, various professional courses were held, benefiting 112 people from the Nanchital community.

Communities

GRI 3-3 Communities and social investments, GRI 2-29, GRI 203-1, GRI 203-2, SASB RT-CH-210a.1

We maintain open channels of communication with all surrounding communities, promoting active listening and effective participation. In Brazil, we participated in 39 meetings of the Community Advisory Councils (CCCs) in the five states where we operate – Alagoas, Bahia, Rio de Janeiro, Rio Grande do Sul and São Paulo. These forums bring our units closer to local communities, with a priority focus on topics such as health, safety and the environment.

In addition to the CCCs, we hold periodic meetings with community leaders in all the regional offices. This initiative promotes dialogue circles between Braskem and community representatives, strengthening bonds, encouraging mutual listening and building partnerships based on trust and understanding of local realities.

We also reinforce our objective to the regions through the monitoring of private social investments and the Forming Ties program. This initiative welcomes visitors from schools, universities, customers, suppliers, communities, governmental and non-governmental institutions, and the press, among others, in our industrial units, offices and environmental stations. The program offers a unique opportunity to learn about our processes, businesses, social programs and facilities.

In 2025, Forming Ties hosted more than 4,200 visitors in 186 visits, further strengthening the bonds with the various audiences with which we relate.

Global Volunteer Program

GRI 413-1

Braskem’s Global Volunteer Program is an essential pillar of the social responsibility strategy and aims to mobilize members globally for volunteer actions that support social organizations in the communities near our operations and offices.

In 2025, we held the second edition of Volunteer Mentoring. For four weeks, 25 members supported 25 students from the surrounding communities who are taking technical courses or graduation, offering guidance on career planning and development of hard and soft skills, professional branding and job interviews, as well as supporting methodology and exclusive materials.

One of the great highlights was the Braskem Volunteer Challenge, which, in Brazil, mobilized 1,003 members and 590 guests, who carried out 276 “hands-on” actions and 24 collections and donations, directly benefiting 3,930 people in 22 institutions. These numbers reflect the strength of collaboration and the positive impact we can generate together. In the United States, the joint efforts carried out throughout the year at food banks benefited more than 120,000 people.

Key global results for 2025

2,832 volunteers,
1,739 members and
1,093 external guests.

13,743 hours of
volunteer work.

45 institutions.

395 initiatives.

183,043 beneficiaries.



Legend:
Seedling planting
action in Triunfo,
Rio Grande do Sul.

[LEARN MORE](#)

About Braskem’s Global Volunteer Program.



PRODUCTIVITY AND COMPETITIVENESS

This pillar includes strategic projects with high value-added investments that ensure the perpetuity of the business, with a focus on initiatives to optimize naphtha-based assets, increase the gas base and migrate to renewables.

Strategic projects

Optimization of the naphtha base

In line with our strategic direction, the naphtha-based assets continuously seek opportunities for synergy with the upstream and downstream, in addition to continuing to evaluate the phasing out of the less competitive production lines globally, considering criteria such as plant age, technology used, production cost, scale and operational synergies, aiming at more efficiency and profitability.



Increase in the gas base

The company seeks to enable the expansion of gas-based assets, which is a more competitive raw material compared to naphtha, to bring more competitiveness and resilience to the business. This includes projects to expand gas-based capacity, the expansion of the flexibility of petrochemical plants in Brazil and initiatives that ensure the operational stability of our plants.

Rio de Janeiro (Brazil): in Brazil, the Rio de Janeiro site is our most competitive unit considering the global cost curve.⁽⁸⁾ The Transforma Rio project aims to increase the capacity of the petrochemical complex in Rio de Janeiro by 230,000 tons, with equivalent expansion of polyethylene. R\$233 million was approved for the contracting of conceptual and basic engineering studies. The final decision on the investment of the Project is conditional on the signing of a long-term ethane supply contract and the use of resources within the scope of REIQ Investments.

Rio Grande do Sul (Brazil): study of the implementation of the flexibility of the asset to be based on gas, increasing competitiveness, through the import of liquefied petroleum gas (LPG) from Argentina, generating a potential incremental profitability of more than US\$110/ton compared to naphtha.

(8) Considers crackers from São Paulo, Bahia, Rio de Janeiro, and Rio Grande do Sul.

Ethane import terminal (Mexico): in May 2025, the construction project of the ethane import terminal in Mexico was completed, through the subsidiary Terminal Química Puerto México (TQPM), a joint venture between Braskem Idesa and Advorio, with a 50% stake for each shareholder.

The terminal has the capacity to import up to 80,000 barrels of ethane per day, equivalent to 120% of Braskem Idesa's ethane requirement to operate at its maximum capacity. The connection between the terminal and the Mexican Petrochemical Complex is carried out through pipelines, built specifically for this operation and with a higher safety index⁽⁹⁾. The terminal also has two tanks with a storage capacity of 54,000 m³ of ethane, equivalent to approximately 12 days of stock.

TQPM generates a positive impact through the creation of jobs during the construction phase, support for the communities near the project with its social responsibility plan and the protection of the region's biodiversity. It has stood out as one of the most modern and important infrastructure projects in Mexico's chemical and petrochemical industry.

(9) Compared to the fast track solution, implemented in 2020 for the import of ethane from the United States to the Complex, by means of ships and trucks.

Ethane transport vessels

Braskem Trading & Shipping (BT&S) has acquired two ethane transport vessels. The Brilliant Future and Brave Future ships are focused on the needs of the Mexican Petrochemical Complex and transportation of raw materials to the Terminal.



Migration to renewables

BraskemSiam

BIO-BASED POLYETHYLENE

In 2025, we moved forward with our project to build an ethanol dehydration unit for the production of bioethylene and bioplastics in Thailand, via our joint venture with SCG Chemical, Braskem Siam. The project advanced in 2025 in the engineering detailing phase, a study necessary to obtain the cost and final design of the construction. The plant will be designed to have a capacity of 200,000 tons through EtE EverGreen™ technology – its own technology, resulting from the partnership between Braskem and Lummus Technology. In addition, the project made significant progress on ethanol supply agreements with local players, including the logistics solution for this supply and the inclusion of the site in a Free Trade Zone by the customs department.

sustained

bioglycols

Sustained is a company dedicated to the production and marketing of bioMEG, an essential raw material for the manufacture of various materials, including polyethylene terephthalate (PET). Throughout 2025, the company achieved significant advances, especially in the technological field. Among the main milestones, the strategic agreements that enabled access to proprietary processes for bioMEG production and specialized technical support throughout the project stand out.

Cross-business

Braskem Trading & Shipping (BT&S): headquartered in Europe, the company is part of the company's growth and competitiveness strategy. Its main role is to ensure the international supply of raw materials to all regions where Braskem operates, in addition to expanding the portfolio of global suppliers and the development of chartering with lower CO₂ emissions. By the end of 2025, BT&S had two ethane ships in operation and another four ships under construction to transport naphtha.

Intelius

GRI 403-1, GRI 403-8

In 2025, Intelius reaffirmed its role as Braskem’s global management system, consolidating itself as the main tool for translating strategy into results. Applicable to both industrial and non-industrial processes, Intelius strengthens the common language that connects our operations across all regions, promoting consistency, efficiency, and excellence. The system is composed of three fundamental pillars – Health, Safety and Environment (HSE), Quality and Industrial Effectiveness – and supported by two transversal topics – Performance Management and Continuous Improvement & Sharing of Good Practices. The system continuously evolves to meet the demands of a dynamic and competitive operating environment.

Intelius also solidifies its ability to integrate with Braskem’s certification systems, covering requirements of international standards such as ISO 9001, ISO 14001, voluntary initiatives in the chemical industry such as Responsible Care® and Atuação Responsável®, as well as internal company requirements. Annual and global internal audits remain an essential practice to ensure compliance with the principles and requirements of the system.



Strategic optimization of the management system

In 2025, we made progress in initiatives aimed at simplifying and improving the integrated management system. With a focus on efficiency and connection with the company’s strategic themes, we promoted revisions that made processes more agile and aligned with the needs of the areas. This optimization strengthens governance, facilitates the deployment of guidelines and expands the system’s contribution to the generation of sustainable value.

Global standards for industrial management have been simplified, ensuring flexibility for local decisions in each country or region. This movement promotes greater operational autonomy and leaner documentation, without compromising standards of excellence. In addition, the frequency of internal audits has been adjusted, reducing the involvement of industrial teams in checks related to Intelius, Operation Clean Sweep (OCS)/Pellet Zero, Legal Requirements and Carbon Pricing. This change is in line with the Three-Year Audit Plan, which ensures compliance with certified standards while optimizing resources and directing efforts towards actions with greater impact.

Performa Project

In order to align the demands for results with the management of performance in the production units, Braskem launched the Performa Project. The initiative combines market references with internal expertise to implement new work processes, dashboards and reports that support decision-making based on the financial impact of activities. The dashboards developed allow you to visualize, in real time, the economic effects of deviations in the processes, using the five main key performance indicators.

LEARN MORE

About Braskem’s certifications.

Focus on results

Continuous improvement remains one of the pillars of our management. In 2025, we focus our efforts on strategic initiatives aimed at reducing fixed and variable costs, as well as decarbonizing operations. The results obtained reinforce a safer, more sustainable and competitive operation:

- + R\$550 million of captures validated for initiatives without capital investment.⁽¹⁰⁾
- 30% of these captures were made possible through the sharing of good practices among Braskem’s regional offices.
- Decarbonization initiatives without capital investment contributed significantly to meeting the company’s 2030 targets.

Certifications

Intelius’ internal audits in 2025 continued to strengthen integration with certifications and strategic programs. The verifications were conducted with the support of specialized auditors from different areas, promoting a collaborative and multidisciplinary approach. In this cycle, the requirements of the following certifications and programs were contemplated, according to applicability in each unit:

- ISO 9001, ISO 14001 e ISO 50001
- Atuação Responsável® Program and Responsible Care 14001®
- Operation Clean Sweep
- Internal Audit of Compliance and ISO 37001

As a highlight of 2025, Braskem achieved FSSC 22000 certification, reinforcing its commitment to food safety and excellence in quality management in its operations.

(10) Values related to total hard savings captured.

Customers

GRI 3-3 Stakeholder relationship management, GRI 3-3 Supplier management, GRI 2-29

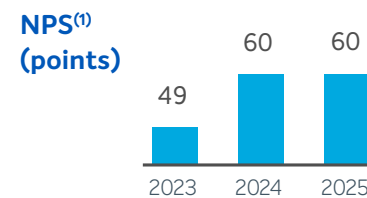
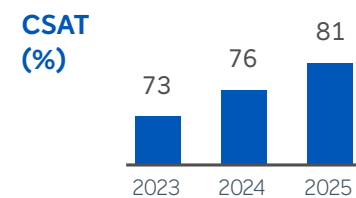
Braskem works to meet a wide range of market demands, with a strong focus on fulfilling and exceeding our customers’ expectations. We offer a constantly expanding portfolio, featuring high-quality solutions and on-going investment in innovation. In 2025, we reinforced our role as a strategic partner to our clients, highlighting and enhancing aspects that have always set us apart, such as reliable logistics, local distribution, personalized technical support, market development assistance, and the strengthening of the processing industry.

This year, we introduced our Sustainable Portfolio to the market—an integrated ecosystem that brings together renewable-based, circular recyclable, and bio-attributed solutions, alongside initiatives that emphasize Braskem’s innovative nature and responsibility across the value chain.

We also carried out actions to strengthen our brand and reinforce our significant market presence. One of the main strategies adopted in 2025 was ensuring participation in major industry events in Brazil and worldwide, such as the triennial K Fair in Düsseldorf, Germany, and the Plástico Brasil fair in São Paulo.

NPS and CSAT

In addition to participating in major industry events, our teams focused on maintaining high-quality service, specialized technical support, and reliable logistics, ensuring timely deliveries and contract compliance. This resulted in the retention of our most recent Net Promoter Score (NPS) and a significant increase in the Customer Satisfaction Score (CSAT), reflecting our commitment to personalized and close customer service – one of Braskem’s key differentiators.



(1) Survey conducted every two years.

K Fair 2025

The **K Fair** is the world’s leading plastics and rubber trade show, attracting over 175,000 visitors in 2025, and held in Germany. At our booth, we showcased the solutions from our Sustainable Portfolio to clients and partners, reinforcing the company’s purpose and strategy, as well as our positioning as a strategic and reliable partner in developing more sustainable solutions.

At our space, we welcomed over a thousand clients and partners and displayed 116 application samples from our portfolio across various industry segments. In addition to our booth presence, we demonstrated the high performance and quality of our products by donating over 800 tons of resins to exhibitors and major brands attending the fair. The event provided an excellent opportunity to strengthen relationships, prospect potential clients, and reinforce strategic ties with key industry players.

- 

More than a thousand visitors at Braskem’s booth throughout the event. Relationship with more than 300 companies.
- 


116 samples on display, using resins from renewable, recycled and fossil sources.
- 


More than 800 tons of resins donated (PE and PP from fossil, renewable and circular sources).


Plástico Brasil


We also participated in **Plástico Brasil**, the largest plastics trade fair in Latin America, which attracted over 55,000 attendees in 2025 and brought together key players in resins, machinery, and processing. Braskem reinforced its extensive resin portfolio by donating more than 200 tons of PE and PP to 15 of the leading machine manufacturers, while highlighting our technical support services – one of our major market differentiators.

Additionally, we offered technical and educational tours for students, visitors, and partners, aiming to share knowledge about the plastics processing value chain and the range of fossil-based, renewable, and recycled resins.

- 

More than 200 tons of resins donated (PE and PP from fossil, renewable and circular sources).
- 

34 machines operating with Braskem resins.
- 

41 technical tours carried out during the five days of the fair.
- 

Partnership with SENAI: technical training for more than **400 students.**

Suppliers

GRI 2-6, GRI 3-3 Stakeholder relationship management, GRI 3-3 Supplier management, GRI 2-29

In 2025, Braskem consolidated significant advances in the Procurement area, reinforcing its strategic role in generating value and promoting sustainability throughout the chain. With a focus on operational efficiency, innovation, and strengthening relationships with suppliers, our initiatives integrated technology, local development, and process modernization, in line with the best corporate governance practices.

The search for efficiency has encouraged the expansion of digitalization and automation of processes in inventory management. We implement solutions such as Robotic Process Automation (RPA) robots to monitor resupply and cancel requisitions when there is availability in stock, avoiding expenses. These initiatives resulted in significant gains – R\$21.1 million in reuse of materials and R\$400,000 in avoided costs – mitigated waste and promoted sustainability.

In addition to actions aimed at internal optimization, Braskem maintains its focus on generating a positive impact in the regions where it operates, recognizing this connection as essential for sustainable development and the generation of opportunities. Among the initiatives, the incentive to hire local suppliers for low and medium complexity scopes stands out, contributing to the promotion of the local economy. Through training and workshops, these suppliers are able to also serve large companies, expanding their operations in the market.

In 2025, Braskem advanced in its strategy to strengthen the local chain, focusing on expanding the base of local suppliers (located in the cities of Mauá and Santo André, in the state of São Paulo, and Duque de Caxias, in the state of Rio de Janeiro) and diversifying the types of orders. Throughout the year, 23 service contracts were made, totaling R\$1.32 million, in addition to 230 requests for materials, which totaled R\$4.86 million. Another highlight was the growth of the partner base: 16 new registrations were made, expanding opportunities for companies in the region. These actions reinforce Braskem’s objective to increasingly strengthening ties with the local community, contributing to the economic and social development of the places where it operates.

This strategy was complemented by the holding of another edition of Braskem Expo Supplier’s, at the ABC Industrial Pole (SP) in August, an initiative created in 2016 that reinforces our commitment to strengthening the value chain. The event brought together 58 suppliers – including participants in the Valorize Program and local companies – and received more than 1,400 visitors. Forty training sessions were promoted, with more than a thousand participants, in addition to the demonstration of new technologies, services, materials and solutions aimed at sustainability, productivity and operational efficiency. The event contributed to the resumption of commercial contacts, increased the visibility of entrepreneurs in the region and stimulated dialogue between our members and current or potential partners, strengthening the relationship with suppliers and boosting the development of the surroundings of the industrial centers. The event was attended by members from the ABC, Cubatão and Paulínia regions, the State of São Paulo, and the States of Rio de Janeiro, Bahia, Alagoas and Rio Grande do Sul.

In December, we held an additional staging of Braskem Expo Supplier’s at the Triunfo (RS) plant, reinforcing our commitment to regional integration and the enhancement of the supply chain.

In this context of integration and modernization, we maintained our leading role in the transformation of Brazilian foreign trade and in the implementation of the New Import Process (NPI), conducted by the Federal Revenue Service. In 2025, we were the first company certified as an Authorized Economic Operator (AEO) to register the Single Import Declaration (DUIMP) in the 5th Fiscal Region and also in registering this declaration in the state of Alagoas. We actively participate in assisted operations with the Treasury Departments of Bahia and São Paulo, speeding up customs processes and ensuring more predictability for imports.

These actions reflect our continuous search for innovation, simplification and agility, pillars that strengthen the competitiveness of the national industry and generate value for our stakeholders.

Critical Supplier Engagement – Climate & Water



The critical supplier engagement program, conducted through the CDP Supply Chain platform, covers all suppliers considered essential by the areas of Supplies, HSE, Raw Materials, Energy and other strategic categories. Its objective is to strengthen risk management and chain resilience through structured engagement on climate and water issues.

On the climate agenda, the focus is on mobilizing suppliers to reduce the carbon footprint and mitigate potential impacts on costs and supply continuity. Annually, climate-critical suppliers are selected based on the global criticality matrix, prioritizing those whose operations are high carbon intensity. For the water agenda, the annual selection considers suppliers located in regions exposed to severe risks of drought, in order to reduce the water footprint and ensure an integrated management of risks related to the availability and use of water.

In 2025, 197 suppliers were invited to participate in the climate program, achieving an engagement of 59%. Twenty suppliers with relevant climate risks were also identified, their mitigation actions are still monitored. In the same year, 89 suppliers were invited to the water resources module, with 99% engagement, and five critical suppliers presented significant water risks, monitored by the company to ensure effective mitigation plans.

Governments and associations

GRI 2-28, SASB RT-CH-530a.1

Permanent and legitimate dialogue with the government, developed in conjunction with industry associations, is an essential element of Braskem’s performance in the defense of its strategic interests. This engagement aims to strengthen the competitiveness of the chemical industry, unlock the potential of the business and contribute to public policies that drive the sustainable development of the sector.

In 2025, Braskem reinforced its strategic performance with governments and sector associations to strengthen the competitiveness of the chemical industry, support structuring public policies and advance the sustainability agenda. The company maintained an active dialogue with government agencies and industry entities, contributing technically to regulatory frameworks essential to the sector. Among the highlights is the approval by the Brazilian government of the Special Program for the Chemical Industry, Presiq, and the approval of projects to expand Braskem’s production capacity under the Special Regime for the Chemical Industry (REIQ), in the Investments modality, which support the reduction of equivalent emissions from production. Internationally, we have engaged in the discussions of the Global Plastics Agreement (UNEP) and followed the evolution of the European Packaging and Packaging Waste Regulation (PPWR), aligning with the best global practices. At the national level, we expanded contributions to strategic policies such as the National Bioeconomy Development Plan (PNDBio), the SAF Decree, the Brazilian Sustainable Taxonomy and debates on the National Circular Economy Policy. We acted decisively in the construction of the Decree on Reverse Logistics of Plastic Packaging, after three years of technical contributions, resulting in guidelines, goals and criteria applicable from 2026. .

Investments in associations ⁽¹⁾	2025	
	R\$ (million)	Qty.
Brazil	37.6	85
United States	18.5	18
Europe and Asia	3.2	13
Mexico	1.0	11
Total	60.3	127

(1) The amounts represent the investments made for associative contributions to entities and class associations, employers’ unions and expenses with regional professional councils.





INNOVATION

GRI 3-3 Innovation, technology and digitalization

Innovation is a strategic pillar of Braskem, and in 2025, we maintained our objective to the development of technological solutions that drive competitiveness, the continuous satisfaction of our customers, sustainability and the transition to a circular and low-carbon economy. Braskem's Innovation & Technology (I&T) area is guided by lines of action in accordance with the company's strategic direction and reflect our vision of the future and commitment to the transformation of the chemical industry: **traditional business, bio-based business and recycling.**

Our global innovation ecosystem, composed of more than 350 highly qualified professionals, continues to operate in an integrated manner in different regions of the world, promoting synergies between research centers, technological development and strategic partnerships.

Even in a challenging scenario, we continue to invest in innovation to accelerate the creation of solutions that meet the demands of society and the market. We believe that innovation is an essential vector for building a more sustainable and resilient future.

Aside, we present our innovation ecosystem:

2 Technology and Innovation Centers (CTI):
Triunfo (RS, Brazil) and Pittsburgh (United States).



Legend: Innovation & Technology Center in Triunfo, Rio Grande do Sul.

2 Technical Centers focused on polymers:
Wesseling (Germany) and Coatzacoalcos (Mexico).

2 Research Centers in Renewable Chemicals:
Campinas (SP, Brazil) and Lexington (United States).



Legend: Renewables Innovation Center in Lexington, Massachusetts.

1 Process Technology Development Center:
Mauá (SP, Brazil).

As part of supporting the improvement of the current portfolio, several projects were conducted in 2025. In Brazil, initiatives such as the optimization of resin grades stand out, which reduced variations in properties during campaigns, generating more operational efficiency and better service to the technical requirements of customers. A new bio-based high-density polyethylene (HDPE) has also been developed for nonwovens applications such as diapers, which offers improved processability, increased thermal resistance and excellent color stability. Another example of product improvements was in Europe, where we launched a new PP copolymer with high optical transparency, aimed at modified atmosphere packaging for food, such as meat, fish and vegetables. In the United States, part of the efforts were to improve the productivity and quality of the grades during the transition of production of the different products, in addition to allowing greater flexibility of the different assets, which generates fewer losses and greater value for Braskem. Another aspect of this type of initiative is the lower generation of waste, in line with our long-term objectives.

Braskem believes that the biorevolution is one of the most promising paths for building a more sustainable society. This concept represents the convergence of several scientific disciplines and has the potential to transform sectors such as health, agriculture, energy, and industry. The large-scale use of biomass converted to products with lower carbon emissions will contribute to the measures established against the effects of climate change.

Within the bio-based pillar, the projects aim to develop low-carbon chemicals on a commercial scale, using renewable raw materials and sustainable processes, with a focus on achieving a negative carbon footprint.

In 2025, we continued our partnership with Lallemand Biofuels & Distilled Spirits (LBDS), aimed at developing renewable chemicals as alternatives to fossil products.

The laboratories in Lexington, in the United States, and in Campinas, Brazil, continue to be strategic centers for the development of technologies that will support Braskem in the long-term objective of carbon neutrality. The research conducted is focused on converting biomass-based feedstocks – such as sugars, ethanol, and vegetable oils – into sustainable chemicals and materials. These initiatives reaffirm Braskem’s role as a leader in renewable polymers and chemicals and reflect our continued commitment to innovation aimed at sustainability and reducing dependence on non-renewable resources.

In the recycling pillar, we continue to advance with the development of solutions that contribute to our long-term objectives of eliminating plastic waste and expanding the use of recycled resins in high-performance applications. In 2025, new grades were launched, reinforcing our portfolio of post-consumer recycled (PCR) resins, which is one of the most complete in the world market. In the flexible segment, our developments have once again made it possible to recover millions of plastic packaging. Our grades are aimed at different applications, and our portfolio remains the most complete on the market, serving both primary and secondary packaging.

In the rigid segment, we have made important advances with the launch of new materials. The development of PCR-PP with high fluidity, aimed at the injection process in housewares, which allows the use of recyclates in parts with complex geometries and high technical requirements, stands out. We also launched PP raffia source for furniture injection, offering a sustainable and competitive alternative for the sector. Another highlight is the new HDPE grid for rotational molding, specially developed for garden pots, which combines mechanical resistance with excellent aesthetic finish.

These developments open new doors for the use of PCR in demanding applications, bringing more competitiveness, innovation and environmental value to our customers.

In chemical recycling, we continue to study technologies for large-scale application, especially in synergy with refineries, which would allow the use of various plastic raw materials, expanding our recycling possibilities.

Until 2024, the metric used to evaluate sustainable innovation, the Sustainability Index (SI), was based on four qualitative pillars. Projects were rated as positive, neutral or negative in terms of sustainability and compared to the total number of projects in the pipeline. As a result, the actual impact or level of effort involved was not captured, given the differences in scope and impact between projects. Given these limitations, we decided to introduce, in 2025, a new metric that better reflects the company’s strategic priorities and the resources allocated to them. The new key performance indicator (KPI) measures the global percentage of innovation resources directed to projects with a positive sustainability bias, such as bio-based initiatives and recycling technologies.

To calculate this metric, operational expenditure (OpEx) and CapEx directly associated with bio-based and recycling projects are considered. Based on this methodology, the new metric indicates that 49% of our innovation capital is currently directed to projects focused on sustainability.

SASB RT-CH 410a.1

In 2025, due to our efforts dedicated to innovation, we achieved several results:

R\$404.8 million in funds invested by the Innovation and Technology area, related to CapEx + OpEx.

7% of sales are of products developed in the last five years.

35 new patent applications and 133 extensions.

977 active applications, of which 508 are granted patents.

More than 443 customers supported by the I&T team.

108 projects in innovation and technology.

49% of I&T resources allocated to sustainable initiatives.

06

FOUNDATIONS

SECURITY

PEOPLE AND CULTURE

GOVERNANCE





SAFETY

GRI 3-3 Health, safety, and well-being, GRI 403-1, GRI 403-2, GRI 403-4, GRI 403-7, GRI 403-8, GRI 403-9, SASB RT-CH-320a.2

At Braskem, people’s safety is a non-negotiable value. We work to prevent accidents involving people and processes in our operations, monitoring and mitigating social and environmental risks in our activities that may put people’s safety at risk. On this journey, we set the following objectives:

2025

- Reduce the rate of occupational accidents to 0.83 accidents per million hours worked.
- Reduce the process accident rate (tier 1 and 2) to 0.35 accidents per million hours worked.
- Implement 100% of the actions to mitigate social and environmental risks planned for the year. .

For the safety of people, Braskem’s management encompasses both members and contractors. Our actions are focused on the Human Reliability Program, which promotes an organizational culture of reinforcing safety on a daily basis and in all activities through procedures, training and technologies capable of anticipating possible risk situations.

In 2025, improvements to the optimization of accident prevention tools stand out, ensuring more effectiveness and productivity, considering concepts of human reliability and risk-based management.

We are part of the Responsible Care® program of the International Council of Chemical Associations.

In 2025, we observed a reduction in the frequency rate of accidents, with and without lost time, compared to 2024. This advance is largely attributed to the application of tools for identifying and managing deviations, such as the **Vision** program. This program aims to identify and quickly mitigate deviations, with the active involvement of Braskem’s leaders and contractors.

Safety	2022	2023	2024	2025
CAF + SAF accident rate ⁽¹⁾	0.85	1.08	0.90	0.80

(1) With and without leave, considering third parties and members, accidents per 1 million man-hours worked.

The severity of accidents decreased significantly in 2025, resulting in a lower number of days lost due to work accidents.

We promote continuous dialogues on safety with all our members. During our main meetings, we held the safety meetings, dedicated to raising awareness about the importance of always being aware of risk situations and the best practices to avoid them.

We have made progress in process safety with the implementation of social and environmental risk assessment. This effort aims to mitigate the priority risks identified in our industrial units, through in-depth risk mapping studies, engineering studies and investments aimed at mitigating the identified risks.



In addition, this initiative reinforces our focus on quality of life and protection of the communities surrounding our operations. The progress and results of this assessment are monitored by various committees and the Board of Directors, ensuring an integrated and responsible approach to our activities.

This year, all action plans to mitigate risks were implemented. The rate of process accidents recorded the best historical performance, mainly due to the reduction in the rate of leaks of dangerous products in the industrial units.

SASB RT-CH-540a.1

Process security	2022	2023	2024	2025
Accident rate (tier 1 + tier 2)	0.43	0.34	0.41	0.12
Actions to mitigate social and environmental risks (%)	100	100	100	100

Product stewardship

GRI 3-3 Responsible production and consumption, GRI 3-3 Product management, SASB RT-CH-410b.2

At Braskem, product design is conducted with a focus on safety, through careful analysis of the raw materials, processes and technologies involved. Based on these assessments, we make available safety data sheets, customized declarations and regulatory information sheets, signed under Responsible Care®, as part of our commitment to transparency and compliance along the entire value chain. Our commitment to product safety is ongoing, with monitoring of emerging trends and capacity building through training, internal website communications, and periodic newsletters. In addition, we maintain a constant dialogue with our stakeholders, encouraging the responsible use of products throughout their life cycle.

Our priorities are to encourage positive production and consumption behaviors, prevent product misuse, meet regulatory compliance, and achieve our sustainability commitments and objectives. Our work includes:

Global product regulatory compliance and product safety: ensure compliance with applicable compliance requirements and regulations and that transparent Braskem product safety information is provided.

Strategic aspects of product stewardship growth: incorporating aspects of product stewardship and risk assessments into strategic growth planning and decision-making.

Strategic positioning in regulatory initiatives: development of proactive and informative strategies on risks and positioning to manage the ever-changing global regulatory landscape, which may impact Braskem's products and the applications in which they are used.

Evolution of the product stewardship culture: continuous evolution in the construction of a more robust product stewardship culture, with the commitment of Braskem's people.

Improvement of laboratories, tools and systems: expansion of internal analytical capacity for the identification of substances, including the performance of analyses, such as unintentionally added substances (NIAS) according to the limits established by the most restrictive international legislation applicable to plastic packaging in contact with food, i.e., regulation EU 10/2011. In addition, we have implemented improvements in information technology (IT) tools in order to improve the management of the data necessary to support regulatory compliance and ensure the health, safety and environmental aspects of Braskem products.

Chemicals of Concern (CoC): in line with our commitment to health, safety and Responsible Care®, Braskem's CoC program – aimed at characterizing, prioritizing and managing portfolio risks – with the internal CoC screening tool applied to innovation projects, has been consolidated as a strategic instrument in the construction of a portfolio of more sustainable products. As a result, projects were conducted to implement an increased number of Braskem products, using models with a risk approach.

Microplastics: as part of Braskem's objective to protecting the environment, conserving natural resources and eliminating plastic waste, we are part of Operation Clean Sweep (OCS), an international initiative aimed at the plastics industry with a objective to prevent the escape of plastic pellet resin into the environment. All Braskem units globally are certified, which demonstrates our dedication to a more sustainable future.

Brazilian Chemical Substances Management Program: Braskem actively participated in the discussions on Law No. 15,022/2024, which establishes the National Inventory of Chemical Substances in Brazil. This action took place through working groups of the Brazilian Association of the Chemical Industry (Abiquim) and the National Commission for Chemical Safety (Conasq), created by the government to technically coordinate the proposal.

In addition, Braskem contributed to the drafting of the regulatory decree that enables the implementation of the new legislation, considered a regulatory framework for the safe management of chemical substances in Brazil. This action is directly aligned with the objectives of the Global Framework on Chemicals (GFC), an initiative led by the United Nations (UN) that promotes the responsible management of chemicals and waste on a global scale. The measure contributes to the strengthening of environmental and economic governance in the country, in addition to encouraging safer and more sustainable operations, in accordance with the best international practices in the chemical industry

[LEARN MORE](#)

About Braskem's Product Stewardship area.



PEOPLE AND CULTURE

GRI 3-3 Employment, development, and retention

At Braskem, Our Culture is one of the main pillars that support the company's strategy and guide the way we act, relate and make decisions. Built on solid values and consistent practices, Our Culture is experienced daily by members and is reflected in actions that promote an environment of trust, development and overcoming results.

Our Culture is underpinned by three core values:

- **We trust people and their development potential:** we cultivate relationships of trust and build an increasingly humane, healthy, safe and inclusive environment to enhance our talents. We promote continuous learning, based on education by and for work, in which each member is the protagonist of his or their own trajectory.
- **We practice planned delegation:** we strengthen autonomy with responsibility, through the Action Program Cycle (PA), which structures the planning, monitoring and evaluation of deliveries and individual development, supporting our performance management.
- **Focus on results and customer satisfaction:** we seek to identify, win and satisfy customers, acting in an innovative and sustainable way, fulfilling our social, environmental and business responsibility, generating material and moral wealth for society, customers, shareholders and members.

These values translate into **behavioral competencies** that guide expected attitudes and behaviors, as well as the development of employees and leaders. Leadership at Braskem is exercised based on the **pedagogy of presence**, in which the educating leader dedicates time, presence, experience and example to train new leaders and promote the growth of their teams.

Through structured people management practices, such as the PA Cycle, training and development programs, and actions aimed at equity and inclusion, we continue to promote the engagement, retention, and growth of our talents, in line with Our Culture and the principles of sustainability.

GRI 2-7, GRI 401-1, GRI 404-1

Attraction, retention and development	2022	2023	2024	2025
Members	8,668	8,569	8,382	8,233
New hires	919	568	492	747
Average hours in training ⁽¹⁾	21.9	22.7	15.4	14.4
Voluntary departures	351	330	321	298
Voluntary departure rate (%)	4.0	3.9	3.8	3.6

(1) Considers only members. Apprentices and interns were not considered.

Throughout 2025, the primary focus of people development was on the Education through Work pillar, with intensified PA follow-up routines and the reinstatement of the original IAP model, which includes only individual goals. This approach increased the level of individual challenge in employees' day-to-day work.



Action Programme Cycle (PA)

Many actions make Our Culture tangible in everyday practice, and the PA Cycle stands out as one of the most representative.

The PA is Braskem's main business management tool, through which relationships of trust between leader and subordinate are strengthened, promoting the practice of **planned delegation, autonomy** and the definition of goals that unfold the company's **priorities**. Through this process, we ensure clarity of direction, focus on execution, and achievement of **results**.

In addition to guiding performance management, the PA Cycle is a pedagogical tool that strengthens the leader's role as an educator, promoting the development of members' technical and soft skills. It also contributes to the construction of a more transparent, collaborative work environment aligned with Our Culture and Braskem's strategic direction.

Through the PA, Braskem reinforces its commitment to training leaders and teams, valuing people and delivering sustainable results, integrating the pillars of corporate culture into daily practice.

Training Programs

GRI 404-1, GRI 404-2

Connected to our core values, we continuously invest in actions for the development of our members, offering a training portfolio aligned with business strategies so that members complement the development obtained in their day-to-day work. In 2025, we focused on leadership training, in which the following initiatives stood out:

Leadership Development Program (PDL): we held the first class of the program aimed at managers in South America, in partnership with ISE Business School. The PDL aimed to strengthen the role of 44 leaders through an immersion in strategic and business topics, with emphasis on discussions of real case studies. The meeting was attended by the CEO, vice presidents and executive officers, promoting an environment of exchange between different levels of leadership and expanding the systemic view of the participants on Braskem's challenges and opportunities.

Lead Program: also launched in 2025, the program reached 50 members of the first leadership internship and aimed to strengthen the role of the leader in building teams and overcoming results, promoting practices aligned with Our Culture. The program aims to develop essential people management skills, reinforcing the importance of the leader as an agent of transformation and engagement within the company. Continuing the strategy of developing people connected to business priorities, we moved forward with new initiatives through the Evolve Program. This Program fosters the engagement of teams through continuous learning, expanding the perception of value of members and strengthening the company's competitiveness.

In 2025, the main focuses were the reinforcement of Our Culture, Technical Development, Safety Culture and support for the Business Transformation Journey, ensuring the development of leaders and teams.

In all, more than **100 initiatives** were carried out, involving **7,000 members** throughout the year.

Aiming to strengthen the organizational culture, we reinforce the practice of full entrepreneurship and individual accountability. In Conversations Around the Bonfire life, including how Our Culture values are applied in daily life. On this front, 43 events occurred, with the participation of more than 4,000 members.

Regarding the business, the following themes were prioritized: financial axis, Smart Factory, Packaging Knowledge Factory, decarbonization and customer services, involving leaders and members.

Financial axis

In the financial axis, **9 training classes** were held, with **214 participants**, with the objective of leveraging the financial management capacity of leaders, enabling more assertive decision-making, aligned with the objectives of growth and profitability.



Smart Factory

Smart Factory are critical to our digital transformation, and we prioritize change management and training:

- The **Performa Project** aimed to identify key performance indicators (KPIs) that influence economic results and provide real-time management dashboards for Operations, Engineering and leaders. **Twenty-two training classes** were held, with content organized in 4 modules, impacting more than **320 members**.
- The **Global PdM Platform** will support the implementation of a predictive maintenance platform that will integrate data from various systems, incorporating expertise from experts in algorithms to increase asset reliability. The training strategy was defined, and **7 modules** were designed to engage the teams in the use of the platform.

Packaging Knowledge Factory

In order to promote knowledge about packaging for members who work in direct contact with this market, Packaging Knowledge Factory trained teams in the Commercial and technical areas both for sales and for the development of plastic resin solutions in a consultative manner. Thus, based on the understanding of customer needs, challenges, and objectives, teams are trained to act by offering more appropriate services and alternatives, adding value and maximizing results. More than **30 leaders** participated in this initiative, which included a round table, circular economy topics, sustainable design and conversations with customers.

Decarbonization Congress

The **4th Global Congress** took place in November with the participation of 357 members from Brazil and Mexico addressing the main global debates and Braskem's advances in the climate agenda: **30th United Nations Conference on Climate Change (COP30)**, with highlights of Braskem's participation in the event; and highlights and concentrations of the **Decarbonization Program**, alignment with the company's strategic direction, and the presentation of 4 **continuous improvement projects implemented** in the industrial plants, which directly contribute to increasing competitiveness and reducing emissions in our operations.

Technical development

In addition to the initiatives mentioned aimed at business development, we also work in training and technical development, focusing on expanding skills and updating knowledge. These initiatives included specialized training, hands-on workshops, and continuous training programs, ensuring that team members are prepared to perform with excellence and contribute to innovation and operational efficiency.

PDC and PDCT Programs

The **Skills Development Program (PDC)** aims to develop industrial engineers at the beginning of their careers on a solid foundation of petrochemical equipment and processes, in addition to supporting the engagement of this audience. More than **70 members were trained** (totaling 151) in **4 completed classes** (2 Production and Processes and 2 Maintenance), with more than **120 hours of training per class**.

The **Technical Skills Development Program (PDCT)** seeks to accelerate and consolidate the specialized technical training of operational and maintenance teams. There were **46 members trained** in 7 modules, with **70 hours of training** in 2025, totaling **140 hours of complete training** for each member.

Engineering Journey

To support the development of Engineering teams, we mapped the flow of the knowledge necessary for the performance of the function in a standardized fostering ownership and self-development. There were more than **60 hours of training** divided into **8 modules**, with the participation of **77 members** from Braskem's different engineering areas.

Technical mentoring

The Mentoring Program was developed for the first time at Braskem for the Industrial area, with the objective of identifying and developing **technical and soft skills**, promoting the **management of critical knowledge** within the company and the exchange of experience among professionals with technical expertise. As a result, 12 mentors were identified who worked with 17 mentees in 12 priority themes. The work also resulted in the development of a portal for the management of content knowledge, and is now accessible to the organization.

Technical Development - Factories of Knowledge – Industrial Equipment and Processes

Our Knowledge Factories bring together a set of learning solutions applied to the development of technical and/or soft skills, transforming tacit knowledge into explicit knowledge through the sharing of information and experiences. Thus, with learning trails, e-learning, technical seminars, round tables, among others, knowledge management and the development of participants take place. In 2025, the focus was on the **Fábrica do Saber de Bombas**, which had the participation of more than **70 members** in the round table, and time for participants to clarify doubts with experts on the subject. In addition, **Centrifuge, Compressor, Refrigeration, Gas Seals and Extrusion Factories of Knowledge** are available, which can be accessed online.

Safety culture

GRI 3-3 Health, safety, and well-being, GRI 403-5

In order to strengthen and complement the entire training and awareness strategy on the topic of safety, we offered the following themes in 2025:

Safe behavior - human reliability

Seventeen pilot initiatives were carried out in the Industrial area with the objective of promoting the strengthening of safe behavior and safety culture in teams, with a focus on expanding awareness, personal responsibility and assertive decision-making. **59 leaders, 136 members** and **50 partners** of the People Services contracts were involved, with a Net Promoter Score (NPS) of 100%, and the continuity and expansion of the initiatives were suggested.

And, to ensure compliance with safety regulatory training, more than 25,000 enrollments in safety training were carried out, representing an annual average of 6 training sessions per member.

Mental health

In order to train the People & Organization and Health (occupational and hygiene) teams and prepare the management plan for psychosocial risk factors, the Mental Health at Work and NR01 – Roles, Care and Strategic Practices training was developed. **Two classes** were held, in which **50 members** were able to deepen and reinforce knowledge about mental health concepts and practices, aligned with the organizational culture and tools.

Also as a priority in the year, we focused efforts on **reviewing and improving processes** with a focus on **qualifying training and certification of the operation**. The work involved mapping, analyzing and identifying opportunities to strengthen agility, technical efficiency and operational safety. As a result, several strategic initiatives were defined. Some are already implemented and others are in the regional planning phase, aligned with the priorities of each area. This evolution reinforces our commitment to excellence and reliability of operations.

Diversity, equity and inclusion

GRI 3-3 Diversity, equity, and inclusion

Our Culture is also based on humanist principles, which guide our relationships by trust and respect for people. This vision is materialized in our performance in DE&I, in which we value diversity and recognize its role as a driver of innovation and an essential pillar for building a sustainable future. In 2025, we continued to expand inclusion through concrete actions that promote equity and respect in all regions where we operate. This objective is expressed in initiatives ranging from corporate policies to awareness campaigns, always with the purpose of ensuring that each person can be who they are and contribute fully.

Among the most relevant advances, we highlight:

Campaign of moral and sexual harassment and microaggressions

This year, we reinforced our commitment to a safe and respectful environment through a campaign that brought clear messages about preventing and combating moral and sexual harassment. The initiative involved awareness-raising actions, training and educational materials for all members, reinforcing that a culture of respect is a paramount value at Braskem.

Affinity Networks

The Affinity Networks consolidated their roles and responsibilities, further connecting members around topics such as gender, race, people with disabilities and LGBTQIAP+. This integration allowed us to share good practices, promote meetings and expand active listening in all the company's operations. With the repositioning, the Networks have become key drivers in fostering dialogue and a communication channel that brings valuable demands and feedback to Braskem's management.



Indicators and progress monitoring

GRI 405-1

Working with diversity, equity, and inclusion indicators has evolved significantly, becoming increasingly detailed by region to ensure that each unit has clear visibility into its progress. This granularity allows for more assertive and comparative analyses, strengthening local and global decision-making. Indicators are a powerful strategic tool: they not only show where we are, but also reveal opportunities for proactive behavior that guides inclusivity.

Diversity, equity and inclusion	2022	2023	2024	2025
Women globally (%)	26	26	26	27
Women in leadership globally (%)	33	33	34	33
Women operators (%)	-	9	10	10
Black people (%) ⁽¹⁾	33	34	37	34
Black people in leadership (%) ⁽¹⁾	15	15	18	15
Number of people with disabilities	22	31	36	37

(1) Includes only regions of Brazil and the United States.

Equalization of maternity leave and adoption

GRI 401-3

One of the most significant advances this year was the equalization of maternity leave in practice, ensuring fair conditions for all families, regardless of sexual orientation or gender identity, including same-sex couples in adoption processes. The policy ensures that the period of leave is granted according to the age of the child, recognizing the specific needs of each stage and reinforcing our objective to equity and comprehensive care. This achievement reflects the essence of Our Culture, which values diversity and promotes inclusive practices to reduce structural inequalities. By expanding rights and ensuring equal opportunities, we strengthen an environment in which all people can experience family moments with dignity and safety.

Software approval for visual accessibility

We have also advanced in technological inclusion with the approval of visual accessibility software (NVDA Screen Reader), ensuring that people with disabilities who need the resource have autonomy and equal access to corporate tools. This initiative is part of our commitment to digital accessibility, which is essential to promote equitable opportunity and eliminate barriers in everyday work.

Awareness campaigns at key milestones

Throughout the year, we reinforce our objective to valuing diversity through institutional campaigns on significant dates, such as the National Day of Struggle for Persons with Disabilities, the International Day against LGBTQIAP+phobia, Black Awareness Day, and other occasions that celebrate respect and inclusion. These events offered educational and inspiring messages to raise awareness about rights, combat prejudice and strengthen Our Culture, promoting an environment in which all people can feel welcomed and respected.

Internship Program

In 2025, we reinforced the connection of the Internship Program with Braskem’s culture, consolidating it as our main source of talent for entry-level positions. Among the more than 11,000 registered, across different regions of Brazil, the effort had more than 49% women, 48% black people and 14% LGBTQIA+ people registered. The application process combined synchronous and asynchronous steps, ensuring an agile and efficient experience, with panels, interviews, and decisions made on the same day. This initiative that aims to find candidates who align with our values and have the potential to contribute to our business.

To promote integration and development, we offer training in communication, Microsoft Office and digital tools, as well as technical training such as Six Sigma White Belt and lectures on soft skills and self-knowledge. We also made time for dialogue with former interns who are now leaders, strengthening Our Culture and engagement.

Acknowledgments

In 2025, Braskem was honored at the XVII Award of the Order of Cultural Merit of LGBT+ Diversity Bahia, granted by the Gay Group of Bahia (GGB), which recognized our continuous actions to ensure that LGBTQIAP+ people can be who they are within the company. This recognition highlights the power of Our Culture and Braskem’s role as a reference on diversity in the market.

In addition, we were the 20th position in the Best Internship Experience (BIE) ranking. This result reflects the positive experience of young interns at Braskem, as measured by surveys that evaluate aspects such as development, inclusive environment and growth opportunities. The BIE listens directly to young adults to support companies in creating increasingly attractive environments for new talents. Being among the best demonstrates the strength of Our Culture and the impact of our practices to engage and develop future professionals.

Health, safety and well-being

GRI 3-3 Health, safety, and well-being, GRI 403-3, GRI 403-6, GRI 403-7, GRI 403-10

At Braskem, the Occupational Health area is globally managed. We operate in a transversal and integrated manner in the areas of Occupational Safety and Hygiene. This is because the risks mapped and controlled by one area are monitored by the other through the assessment of environmental risks and worker health. The Occupational Health area is responsible for compliance with legal requirements, elective medical care, urgency and emergency, as well as health promotion and disease prevention actions.

Regarding the teams focused on the medical care of members and third parties, 100% of Braskem's units have medical care in the workplace, facilitating access to and monitoring of workers' health.

The facilities of our medical centers in the units have a complete structure, with reception, waiting room, collection room for complementary exams, audiometry room, emergency room, medical and nursing offices, breastfeeding room and all the materials and medications necessary for emergency, clinical and occupational care. Some units have gyms, rehabilitation rooms and pilates.

The Occupational Health area is responsible for actions to promote the health of members, as well as disease prevention. It works in synergy with the People and Organization (P&O), Occupational Safety and Occupational Hygiene areas. Prevention actions are promoted such as health campaigns, lives, webinars and newsletters, in addition to carrying out complementary exams with the objective of early detection of diseases. Flu vaccination is carried out annually in all units and offices. Some units also have psychological, nutritional and physical activity stimulation care with physical educators.

In 2022, Braskem began building a Global Comprehensive Health and Wellness Program. And today, three years after launch, the term "program" is no longer used, as it has not only transformed the company's culture, but is already part of our daily lives in a natural way, reflecting attitudes, processes and health results. Currently, we only speak of **Integral Health**.

Prevention and mitigation of occupational health and safety impacts directly linked to business relationships

The prevention and reduction of occupational health risks occur through the monitoring of workers' health, including both the follow-up of spontaneously sought medical care and active actions, such as periodic examinations and assessments directed to occupational risks. In addition to the exams required by law, information is collected on signs and symptoms related to the activities performed, allowing the early identification of health problems.

Health and well-being	2022	2023	2024	2025
Occupational diseases	5	2	0	0

In 2025, there were no cases of occupational diseases. The indicator maintenance can be explained due to the progress in the health theme, in the management of occupational risks and in the monitoring of the Integral Health Program, which aims to evolve more and more in the care and attention to the health of our members.



Organizational Transformation (OT)

In line with Braskem’s vision of the future and integrated with the broad transformation of the business, the Organizational Transformation Program was structured in 2025, with the purpose of driving changes through four fundamental elements: structures, processes, people and culture.

The program mobilized the entire company, covering national and international operations, engagement and direct monitoring of senior leadership.

Processes

On the process front, the focus has been to coordinate the review and simplification of Braskem’s macro-processes in a transversal and end-to-end manner, supporting process owners in defining simplification strategies, connecting macro-processes, promoting greater synergy between the areas and monitoring the execution of action plans until the delivery of the proposed results.

In March 2025, a comprehensive survey was carried out, with the participation of about 800 members from different areas and regions, which mapped opportunities for improvement, with a focus on simplification. With the mapping of Braskem’s 10 macro-processes, 1,409 pains were analyzed and categorized by the Organizational Transformation (OT) team; solutions are addressed in 72 action plans with national and international coverage; and 15 specific work fronts were opened for the implementation of improvements in transversal processes.

We generated 568 improvement solutions, more than 60% already implemented in 2025 and we expect to continue in 2026, with projected savings of approximately R\$134 million.

As a methodological strategy, the work of analyzing opportunities and defining action plans was done together with those responsible for the processes (owners), under the coordination of the OT area.

The Program gained strength quickly, and the implementation of the improvements will continue in 2026, when it will be possible to measure all value captures and simplification results resulting from these actions, which are part of Braskem’s transformation portfolio.

Initiatives

In 2025, 186 initiatives and programs were mapped and classified based on Braskem’s strategic criteria, aiming to focus on those that are in full alignment with the company’s priorities and current strategic direction.

The methodology adopted allowed for more assertive decisions about continuity, reformulation or deprioritization of ongoing and expected and/or planned initiatives and programs.

The process included analysis of the scope, allocated resources (full-time equivalents – FTEs, investments in capital expenditure – CapEx and/or disburseable fixed expenses – GFD), classification into “must have,” “need to have” and “nice to have” and, consequently, decision-making, aiming at the alignment between areas (Operations and Corporate) and increasing the competitiveness of the business.

For the months of September to December, these actions were monitored, and the capture in GFD foreseen after the decision stage was mapped with the responsible areas.



People

Since its conception, it was decided to implement the Organizational Transformation Program with people, that is, with the teams responsible for the processes, programs, initiatives and management of the areas involved. This strategy aims to develop solutions with the direct participation of those who know and execute the activities, which has proven to be very effective for the rapid engagement of the teams, the quality of the proposed and implemented solutions, and the achievement of better results. In the agenda of structures, changes were implemented in the way the teams are organized, allocating in the operations all the teams responsible for the activities directly related to serving customers and the full operation of the industrial plants, with the corporate structures being responsible for the management of cross-cutting themes and the support to the operation teams to achieve more and better results. This reorganization brought clear results and synergies.

Our Culture

On the culture front, we implemented changes in the business model that allowed us to increase the visibility of the results of each area and their contribution to the company's overall results, both economic and financial results and the efficiency of the different business and corporate areas. We reestablished the original PA model, which is the main instrument for practicing culture and managing performance and results, resuming the recording of individual goals and the evaluation of competencies based on Our Braskem Culture.

We launched the Our Culture Guide, updated with elements that enhance Braskem's transformation and trained more than 4,500 people, leaders and non-leaders, to use the tool correctly and to practice the Complete Cycle of the PA (Planning, Pact, Monitoring, Evaluation and Decision).

The Our Culture portal has been simplified and updated, aiming to reinforce the essential concepts of Our Culture, especially those that connect business objectives with the way of operating and relating, in search of assertiveness in achieving results and, consequently, in the development of people.

The development programs for young talents and leaders have been reformulated, expanding the connection with essential elements of Our Culture.

To strengthen connections in work environments, the model was updated by expanding face-to-face activities in offices.

A generative artificial intelligence (AI) solution was successfully implemented to provide information about Our Culture, as well as guidance on the various processes and procedures of the people management area, which was used by more than 5,800 members in the first month after its launch.

Change management and communication

A change management and communication strategy was designed and implemented to disseminate the objectives and actions of the Organizational Transformation Program, also reinforcing the permanent dialogue between leaders and teams for alignment and direction throughout Braskem. Several materials were disseminated, online and physically, in addition to the availability of a fixed page in the internal communication channel for monitoring.

As a way of recognizing the members most engaged in the movement, three meetings were held with the CEO, with an open and transparent conversation about the transformation.





GOVERNANCE

GRI 3-3 Governance, ethics and compliance, GRI 2-9, GRI 2-11, GRI 2-12, GRI 2-13, GRI 2-18

Braskem’s governance and compliance system seeks continuous improvement to be in line with the best practices in the market. Thus, we promote ethical, honest and transparent management, in line with our Code of Conduct for Members and Third Parties.

The Board of Directors (BoD) is composed of 11 effective members, three of whom are independent, with two-year terms and the possibility of re-election. The chairman of the Board does not exercise an executive function in the company.

Among its duties, the Board of Directors is responsible for deciding on the company’s business plan, the long-term objectives for sustainable development and the investments necessary for the growth of the business. It is also responsible for monitoring and encouraging the adoption of best environmental, social, and governance (ESG) practices. The Board of Directors, its advisory committees and the secretariat undergo an annual performance evaluation.

LEARN MORE

About our corporate governance practices.

LEARN MORE

About the composition of the Board of Directors, Executive Board, and Committees.

Composition of the Board of Directors

GRI 2-9, GRI 2-11, GRI 2-13, GRI 2-18, GRI 2-20, GRI 405-1



11 members

27% independent.
1 woman (9%).



18 meetings in 2025.



3.6 years is the average time on the BoD.



No director is an executive.



The Chairman of the Board of Directors does not exercise an executive function.

Braskem’s governance also includes a General Shareholders’ Meeting, the Statutory Executive Board, the Fiscal Council and the advisory committees to the Board. Advisory committees are a key structure that contributes to better monitoring the company’s strategic objectives. They are:

- Statutory Audit and Compliance Committee (CCAEC)
- Strategy, Communication and ESG Committee (CECESG)
- Finance and Investment Committee (CFI)
- People and Organization Committee (CPO)

We believe that it is essential for an efficient governance structure that executive compensation criteria keep pace with the company’s ambition and level of commitment. For this reason, Braskem applies variable compensation, based on market practices, linked to performance, which promotes the achievement of results both in the short and long term. The Compensation Policy is formally approved by the Board of Directors.

Finally, the Board of Directors approves and constantly updates corporate policies, guiding documents that establish general principles and commitments practiced by all members of the company, such as the **Global Sustainable Development Policy**, which reaffirms and strengthens Braskem’s commitment to the simultaneous promotion of economic growth, environmental preservation and social justice, with a view to ensuring the satisfaction of stakeholders today and in the future. Braskem also adopts, among others, a **Global Risk Management Policy**, which establishes and provides guidance on the governance and methodology for corporate risk management, and a **Related Party Transactions Policy**, which establishes rules and procedures to be observed in transactions with a view to ensuring that all transactions with related parties comply with commutative conditions or with adequate compensatory payment and are carried out with equity and transparency, in the best interests of the company and in line with ESG best practices, particularly from a corporate governance perspective, as well as establishing procedures to ensure impartiality in decision-making processes in potential conflict-of-interest situations.

Sustainable development governance

GRI 3-3 Governance, ethics and compliance, GRI 2-12, GRI 2-13, GRI 2-17, GRI 2-23

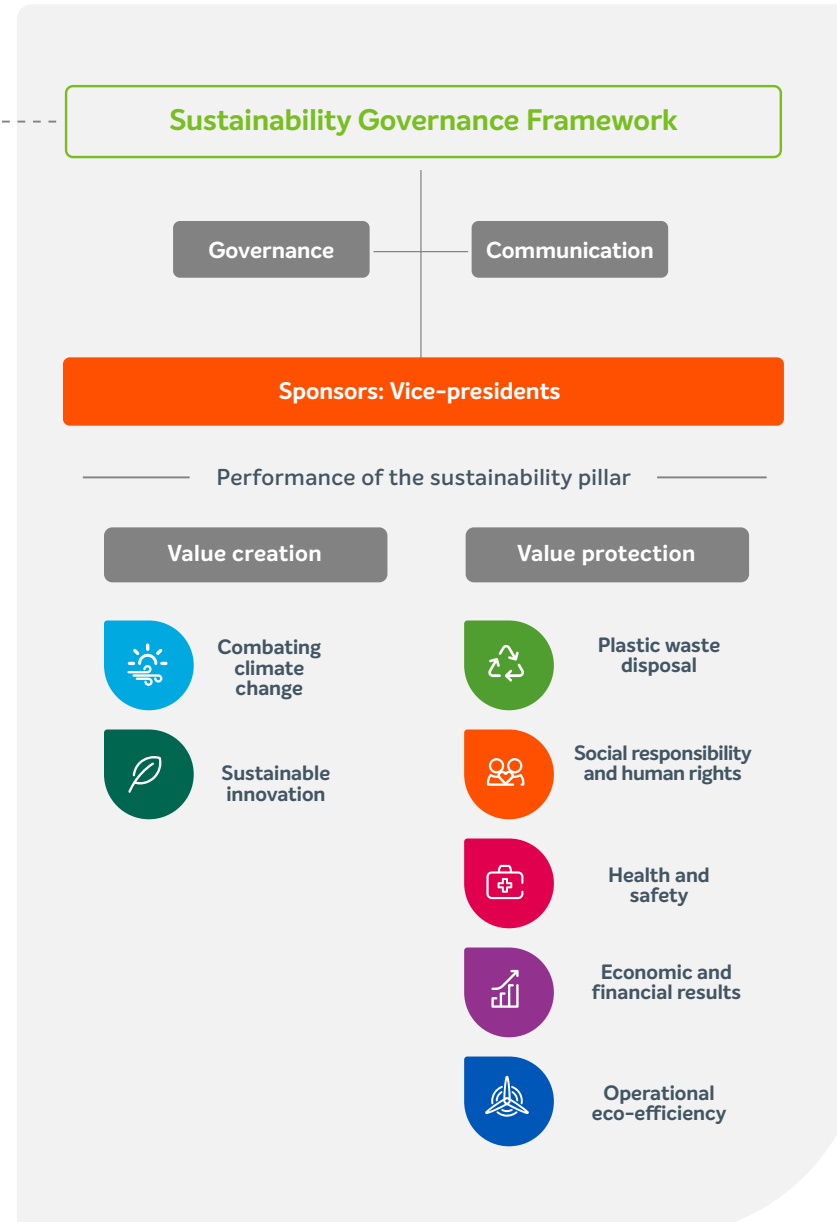
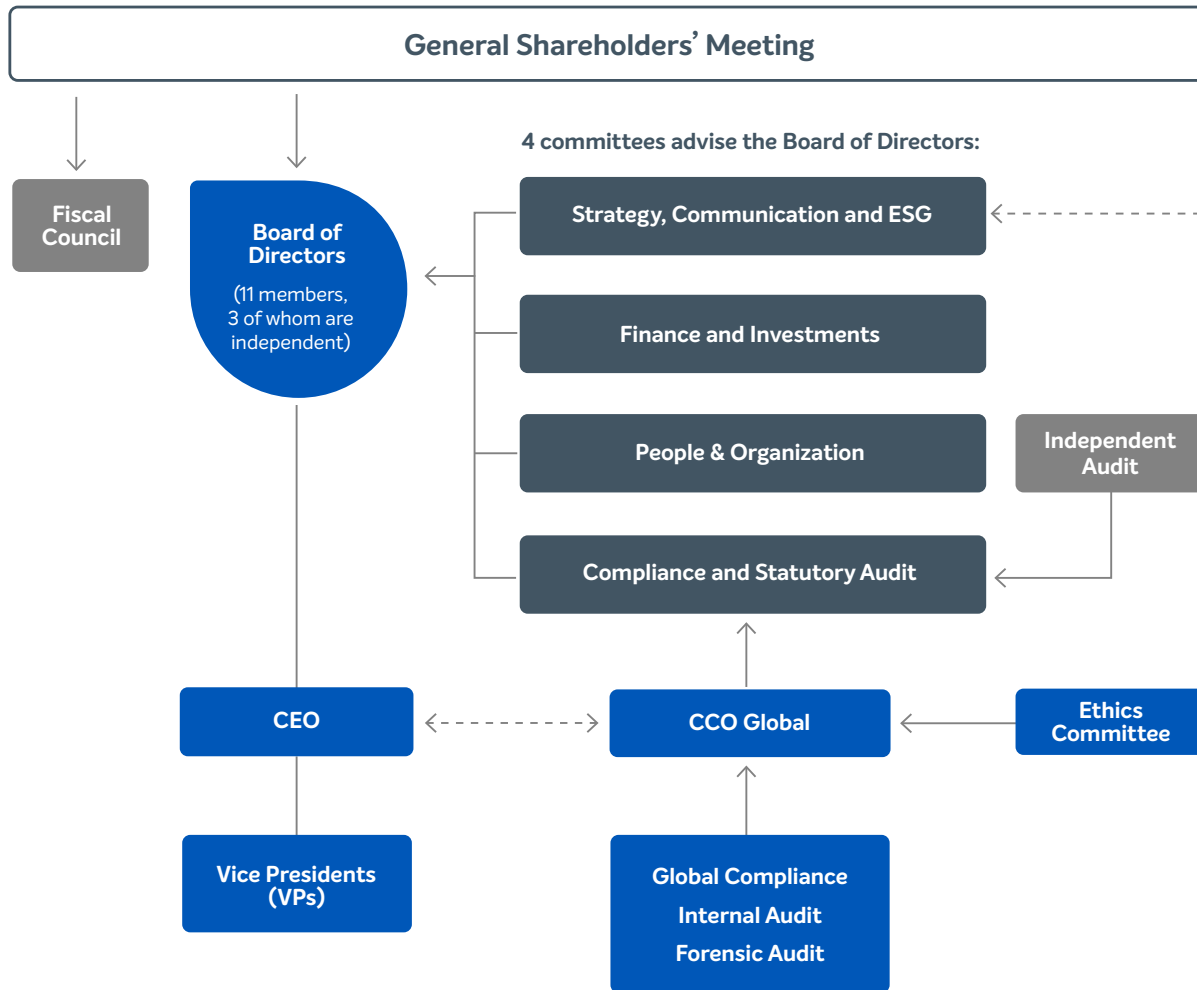
Braskem's governance in sustainability matters is based on its **Global Sustainable Development Policy**, approved by the Board of Directors in 2018. This policy establishes strategic guidelines and responsibilities that cover all areas of the company, also guiding the interaction with the value chain.

Among the pillars of this policy is the definition of our long-term objectives, built on the basis of materiality analysis and other relevant references. We are currently in the second cycle of implementation of these objectives, with prospects for the years 2030 and 2050.

Complementing this structure, support subcommittees were created to ensure conceptual and methodological alignment, in addition to organizing the monitoring of actions and tools that support the company's sustainable development strategy.

Corporate governance organizational chart

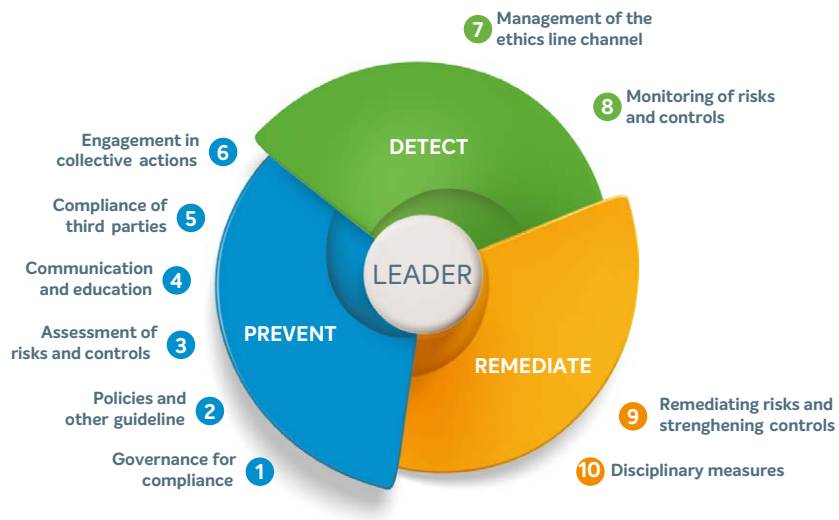
GRI 2-9, GRI 2-13



Compliance

GRI 3-3 Governance, ethics and compliance, GRI 2-23, GRI 205-1

Braskem maintains its Compliance System based on the pillars of prevention, detection and remediation, as a basis for ethical, honest and transparent performance. All members of the company play an essential role in the construction and maintenance of the Compliance System, with the support of structured corporate governance, business policies and normative documents that guide its performance.



In 2025, in line with the company's strategic direction, the Compliance System underwent a **business transformation**, which reinforced the values of Our Culture.

This process involved: optimization of existing practices; adequacy of the scope of action; review and improvement of processes; search for greater assertiveness in evaluations; relevance to the business; effectiveness in deliveries; and agility on a daily basis.

LEARN MORE

About our Compliance System.

This evolution was made possible through workshops with leaders, risk-based improvement assessments, implementation of new systems, training and qualification with key stakeholders. As a result, the Compliance System was strengthened and transformed into a multifunctional and integrated structure, which includes not only the Compliance area, but also other areas of the company, especially the Finance area, expanding its impact on corporate management.

The Compliance area is led by a vice president, who serves as **chief compliance officer (CCO)**. This leadership encompasses:

Global compliance • Forensic audit • Internal audit

His role is provided for in **Braskem's Global Compliance System Policy and Bylaws**, with autonomy guaranteed by a double report: directly to the Board of Directors, through the Statutory Audit and Compliance Committee (CCAEC), and indirectly to the CEO.

Global compliance

Over the years, Braskem's Compliance System has established itself as an important guide for conducting business, always based on ethics, integrity and transparency. With the engagement of all members, we have reached a high level of maturity and recognition in the market.

Several achievements of the Compliance System have been reached, maintained or improved over the years, such as:

- 1 Automation of the monitoring of the active base of third parties in Brazil, which represented a strategic advance in corporate risk management, especially in due diligence processes.

- 2 Launch of the global compliance app, a platform accessible on mobile devices, available to all members and which brings together forms to promote transparency (conflicts of interest, courtesies and interactions with public officials).

- 3 Compliance Ambassadors Program: the Program trains members from different areas and locations to act as promoters of the compliance culture, strengthening the company's commitment to ethics and integrity. This action advanced further in 2025 with global expansion, reaching more than 2,000 members, through 168 initiatives by 38 ambassadors working in Brazil and 12 in other locations.

As one of the main indicators of the robustness of our Compliance System, we obtained NBR ISO 37001 certification in May 2021, undergoing two subsequent annual maintenances and being certified again in April 2024, with the certificate expiring in May 2027. The ISO 37001 certification – Anti-Bribery Management System, an international standard audited by a body accredited by the National Institute of Metrology, Quality and Technology (Inmetro), attests to the adoption of practices to mitigate the risk of corruption by the company.

It should also be noted that our company maintained a score of 9.9 (out of a total of 10) in the Integrity, Prevention and Fight against Corruption indicator of the Ethos Institute, a historic level and above the industry average.⁽¹⁾

Finally, we are one of the companies committed to the 100% Transparency Movement, promoted by the Global Compact Brazil Network, to engage companies in the fight against corruption, in order to achieve the Sustainable Development Goals (SDGs) of the 2030 Agenda. Such initiatives are direct and objective, some of which are already part of our internal practices and policies.

(1) Industry average: 7.5.

Compliance System

Global compliance

Third-party due diligence assessments, conflict of interest management, monitoring of the register of corporate courtesies, and compliance governance.

Internal Audit

Carrying out projects defined in the Annual Internal Audit Plan for evaluation, testing and certification of the company's internal processes.

Forensic audit

Management of the Ethics Line Channel, forensic audit with data and transaction analysis, monitoring and generation of indicators.

Corporate risks

Enterprise Risk Management Program, based on methodology and best practices, covering the identification, assessment, and treatment of corporate risks.

Business continuity and crisis

Business Continuity Management and Crisis Management Program, for timely and efficient response to ensure the company's operation in the face of adverse scenarios.

Internal controls

Internal Controls Program, which performs the design and effectiveness tests of SOx, Non SOx controls.

Braskem Ethics Committee (CET)

Braskem Statutory Audit and Compliance Committee (CCAEC)

Forensic audit

GRI 2-26, GRI 3-3 Governance, ethics and compliance, GRI 3-3 Human rights

Under the Detection pillar of the Global Compliance System, Braskem's Ethics Line Channel is available to all internal and external stakeholders of the company, 24 hours a day, every day. It is a secure and confidential communication tool for sharing reports on topics related to compliance and misconduct, in addition to non-compliance with applicable laws or company normative documents (including the Code of Conduct), in order to contribute to the maintenance of a safe, ethical, transparent and productive corporate environment. The Channel also promotes decisions and action plans resulting from the investigations it carries out.

All complaints received are registered in the Ethics Line Channel and handled properly, whether they are made by call (free in all countries where the company operates), or by website, through the link www.linhadeeticabraskem.com. Reports are recorded securely and confidentially, allowing anonymity. Such reports are received by an independent third party, ensuring absolute

confidentiality. Braskem does not tolerate retaliation against whistleblowers in good faith and promotes this position in all actions to publicize the whistleblowing channel. The results and action plans resulting from the investigations are monitored by the Ethics Committee and the Statutory Audit and Compliance Committee. In all of 2025, 935 complaints were received, with 7 being the number of substantiated complaints related to discrimination and closed in 2025.

Cases of discrimination

GRI 406-1

	2022	2023	2024	2025
Number of cases	4	7	6	7

Internal Audit

Internal Audit operates globally, independently and in line with international standards. Its budget, planning and results are presented to the Statutory Audit and Compliance Committee and approved by the Board of Directors.

The structure is organized into six focus areas: operational process audits; audits of corporate processes, finances and subsidiaries; continuous audit; SOx effectiveness tests; systems audits; and management and performance.

In 2025, we underwent a significant transformation, with a review of the methodology and structure. Audits have become more agile and focused. The reports, based on facts, became more objective, with clearer and more relevant information. The teams are dedicated to specific areas of the business, promoting specialization.

In 2025, we also implemented new drivers, focusing on adding value to the business, maintaining independence and carrying out relevant, sensible and well-founded assessments:








- 100% dedicated SOx team
- Automation & analytics
- Efficient communication
- Focus on relevant topics & deliverables
- Wide presence: subsidiaries and regions
- Management & performance
- Increased interaction with the business
- Increased presence in operations and systems

Stakeholder management

GRI 2-29, GRI 3-3 Stakeholder relationship management, GRI 308-1, GRI 414-1

Braskem maintains strong relationships with customers, suppliers, members, shareholders and local and international communities, including universities, as part of its stakeholder management. Valuing these bonds is essential for the identity and longevity of the business. Therefore, we regularly consult the perception of these audiences, either through reputation research or by defining material topics.

Braskem’s Stakeholder Policy is comprehensive and guides conduct in relation to the various stakeholders. This policy must be followed by all subsidiaries, both in Brazil and abroad, to meet governance requirements.

Stakeholder	Objectives	Actions	Results in 2025
 Communities	Promote a relationship of partnership, transparency, respect and trust.	Social investment projects. Global Volunteer Program. CCCs. Forming Bonds Program.	More than 388 thousand people benefited, US\$3.42 million invested through social projects. 2.8 thousand volunteers and more than 183,000 people benefited globally. About 4,200 visits to Braskem’s units in Brazil.
 Customers and brand owners	Be a strategic partner that ensures product quality, logistical reliability, and technical support.	Sustainable Portfolio Presentation. Development of sustainable packaging in partnership with Brand Owners. Presence at Plástico Brasil. Participation in K Fair.	Net Promoter Score (NPS) of 60 points. Customer Satisfaction Index (CSAT) of 81%.
 Suppliers	Engage sustainability in the chain, optimize costs and mitigate risks.	Ecovadis socio-environmental assessment. CDP Supply Chain. Braskem Expo Supplier’s 2025 – RS. Braskem Expo Supplier’s 2025 – SP. Responsible Ethanol Purchasing Program (PCRE).	710 suppliers evaluated by Ecovadis. 58% engagement and 50 suppliers trained for the CDP Supply Chain. In Rio Grande do Sul, more than 700 visitors at the fair, with the participation of 60 suppliers (including panelists, exhibitors and technical instructors). 12 technical training sessions were held for members and partners. In São Paulo, the fair welcomed over 1,400 visitors, with the participation of 58 suppliers. A total of 40 technical training sessions were delivered to employees and partners. 66% of ethanol suppliers were audited in the excellence pillar and 34% in the compliance pillar.
 Government and associations	Dialogue in a transparent way to strengthen the performance of the petrochemical industry.	Climate change advocacy. Global Plastics Agreement.	Engagement and active participation in the discussions of the Global Plastics Agreement, expected to be concluded, in principle, by 2026.
 Members	To provide development, a safe environment, well-being and an increasingly strong and diverse culture.	Diversity, Equity and Inclusion Program. Integral Health and Wellness Program. Human Reliability Program.	33% of women in leadership. 34% of black people.
 Investors and financial market	Transparent dialogue, in accordance with applicable regulations.	Quarterly and annual disclosure of results. Conferences.	Total shareholder return of -2% (ten years).
 Society	To offer increasingly sustainable solutions.	Life Cycle Assessment (LCA).	13 completed studies quantifying the associated environmental impacts.

07 ANNEXES

- GRI CONTENT SUMMARY
- SASB CONTENT SUMMARY
- KPMG ASSURANCE REPORT



GRI CONTENT SUMMARY

Statements of use Braskem S.A. reported in accordance with the GRI Standards for the period from 01/01 to 12/31/2025.

GRI 1 used GRI 1: Fundamentals 2021.

Applicable GRI Sector Standard(s) GRI 11: Oil and Gas Sector 2021.

GRI Standard/other source	Disclosure	Location	Omission			GRI Sector Standard Ref. No.	SDG Ref. No.	WEF-IBC
			Requirement(s) omitted	Reason	Explanation			
Divulgações gerais								
GRI 2: General disclosures 2021	2-1 Organizational details	3 and 8						
	2-2 Entities included in the organization's sustainability reporting	3						
	2-3 Reporting period, frequency and contact point	3						
	2-4 Restatements of information							
	2-5 External assurance	89 and 90						
	2-6 Activities, value chain and other business relationships	8, 9, 24 and 55						
	2-7 Employees	8 and 62					8 and 10	
	2-8 Workers who are not employees	www.braskem.com.br/esgdashboard					8	
	2-9 Governance structure and composition	70 and 71					5 and 16	Governance Principles
	2-10 Nomination and selection of the highest governance body	www.braskem.com.br/esgdashboard					5 and 16	
	2-11 Chair of the highest governance body	70					16	
	2-12 Role of the highest governance body in overseeing the management of impacts	19, 70 and 71					16	Governance Principles
	2-13 Delegation of responsibility for managing impacts	70 and 71						

GRI Standard/other source	Disclosure	Location	Omission			GRI Sector Standard Ref. No.	SDG Ref. No.	WEF-IBC
			Requirement(s) omitted	Reason	Explanation			
GRI 2: General disclosures 2021	2-14 Role of the highest governance body in sustainability reporting	3 and 13						
	2-15 Conflicts of interest	www.braskem.com.br/esgdashboard					16	
	2-16 Communication of critical concerns	www.braskem.com.br/esgdashboard						
	2-17 Collective knowledge of the highest governance body	70						
	2-18 Evaluation of the performance of the highest governance body	71						
	2-19 Remuneration policies	www.braskem.com.br/esgdashboard						Governance Principles
	2-20 Process to determine remuneration	-	2-20.b	Confidentiality restrictions.	The results of Board of Directors votes, of any nature, are disclosed in accordance with the regulatory requirements of the stock exchanges on which Braskem is listed.			
	2-21 Annual total compensation ratio	-	2-21.a; 2-21.b; 2-21.c	Confidentiality restrictions.	The indicator is not disclosed as it involves confidential and sensitive information that could compromise the privacy of Braskem's members. Further details on the compensation of statutory executive officers and members of the Board of Directors can be found in Item 8 of the 2025 Reference Form: https://files.mziq.com/20977720e-105873a94bb42a8327fd6124434ca-12fa0ac998c89f0284f2b25bf9.pdf .	-		People
	2-22 Statement on sustainable development strategy	4 and 5						Governance Principles
	2-23 Policy commitments	15, 16, 19, 47, 71 and 72					16	
	2-24 Embedding policy commitments	15, 16, 19 and 47					16	
	2-25 Processes to remediate negative impacts	15, 16 and 19					16	
	2-26 Mechanisms for seeking advice and raising concerns	73					16	Governance Principles
	2-27 Compliance with laws and regulations	www.braskem.com.br/esgdashboard						Planet
	2-28 Membership associations	56						
2-29 Approach to stakeholder engagement	13, 47, 50, 54, 55, 74						Governance Principles	
2-30 Collective bargaining agreements	www.braskem.com.br/esgdashboard					8	People	

GRI Standard/other source	Disclosure	Location	Omission			GRI Sector Standard Ref. No.	SDG Ref. No.	WEF-IBC
			Requirement(s) omitted	Reason	Explanation			
Material topics								
GRI 3: Material topics 2021	3-1 Process to determine material topics	13						
	3-2 List of material topics	14						Governance Principles
Economic and financial performance								
GRI 3: Material topics 2021	3-3 Management of material topics	25				11.2, 11.14, 11.21	1, 10 and 17	
GRI 201: Economic performance 2016	201-1 Direct economic value generated and distributed	25				11.14, 11.21	8 and 9	Prosperity
	201-3 Defined benefit plan obligations and other retirement plans	www.braskem.com.br/esgdashboard						
	201-4 Financial assistance received from government	www.braskem.com.br/esgdashboard	201-4.b	Not applicable.	Braskem does not disclose this type of information by country in its Financial Statements.	11.21		Prosperity
GRI 207: Tax 2019	207-1 Approach to tax	www.braskem.com.br/esgdashboard				11.21	1, 10 and 17	
	207-2 Tax governance, control, and risk management	www.braskem.com.br/esgdashboard				11.21	1, 10 and 17	
	207-3 Stakeholder engagement and management of concerns related to tax	www.braskem.com.br/esgdashboard				11.21	1, 10 and 17	
	207-4 Country-by-country reporting	www.braskem.com.br/esgdashboard				11.21	1, 10 and 17	
Governance, ethics and compliance								
GRI 3: Material topics 2021	3-3 Management of material topics	70 to 73				11.20, 11.22		
GRI 205: Anti-corruption 2016	205-1 Operations assessed for risks related to corruption	72				11.20	16	Governance Principles
	205-2 Communication and training about anti-corruption policies and procedures	www.braskem.com.br/esgdashboard				11.20	16	Governance Principles
	205-3 Confirmed incidents of corruption and actions taken	-	205-3.a, 205-3.b, 205-3.c, 205-3.d	Not applicable.	In 2025, no confirmed cases of corruption were reported.	11.20	16	
GRI 415: Public policy 2016	415-1 Political contributions	-	415-1.a, 415-1.b	Not applicable.	Donations to political campaigns are prohibited in Brazil, pursuant to the interpretation established by the Federal Supreme Court in the ruling on ADI 4,650/2015 regarding Article 81 of Law No. 9,504/1997, which was subsequently revoked by Law No. 13,165/2015. This rule is also expressly set forth in our Code of Conduct.	11.22	16	Governance Principles

GRI Standard/other source	Disclosure	Location	Omission			GRI Sector Standard Ref. No.	SDG Ref. No.	WEF-IBC
			Requirement(s) omitted	Reason	Explanation			
Risk and opportunity management								
GRI 3: Material topics 2021	3-3 Management of material topics	19 and 20						
Stakeholder relationship management								
GRI 3: Material topics 2021	3-3 Management of material topics	20, 54 and 55						Governance Principles / People
Supplier management								
GRI 3: Material topics 2021	3-3 Management of material topics	47 and 55				11.14, 11.19	8 and 16	
GRI 204: Procurement practices 2016	204-1 Proportion of spending on local suppliers	www.braskem.com.br/esgdashboard				11.14	8	
GRI 206: Anti-competitive behavior 2016	206-1 Legal actions for anti-competitive behavior, anti-trust, and monopoly practices	-	206-1.a, 206-1.b	Not applicable.	Braskem is not a party to any legal proceedings of this nature.	11.19	16	
GRI 308: Supplier environmental assessment 2016	308-1 New suppliers that were screened using environmental criteria	www.braskem.com.br/esgdashboard	308-2b, 308-2c, 308-2d, 308-2e	Unavailable/incomplete information.	Braskem will define a strategy, based on these assessments, to determine whether there is an impact and, if so, its nature (actual or potential) by 2030.			
	308-2 Negative environmental impacts in the supply chain and actions taken	www.braskem.com.br/esgdashboard						
GRI 407: Freedom of association and collective bargaining 2016	407-1 Operations and suppliers in which the right to freedom of association and collective bargaining may be at risk	www.braskem.com.br/esgdashboard	407-1b	Not applicable.	Although Braskem does not have a specific mapping for this issue, no such situation has been identified among our suppliers in our assessment processes.		8	People

GRI Standard/other source	Disclosure	Location	Omission			GRI Sector Standard Ref. No.	SDG Ref. No.	WEF-IBC
			Requirement(s) omitted	Reason	Explanation			
Communities and social investments								
GRI 3: Material topics 2021	3-3 Management of material topics	20, 47 and 50				11.15	1, 2, 3, 5, 8, 9 and 11	
GRI 203: Indirect economic impacts 2016	203-1 Infrastructure investments and services supported	47 to 50				-	5, 9 and 11	
	203-2 Significant indirect economic impacts	47, 49 and 50				-	1, 3 and 8	Prosperity
GRI 413: Local communities 2016	413-1 Operations with local community engagement, impact assessments, and development programs	47 to 50				11.15	-	
	413-2 Operations with significant actual and potential negative impacts on local communities	47 to 49				11.15	1 and 2	
Human rights								
GRI 3: Material topics 2021	3-3 Management of material topics	47 and 73				11.10, 11.11, 11.12, 11.18	5, 8 and 16	
GRI 406: Non-discrimination 2016	406-1 Incidents of discrimination and corrective actions taken	73				11.11	5 and 8	People
GRI 408: Child labor 2016	408-1 Operations and suppliers at significant risk for incidents of child labor	-	408-1.a, 408-1.b, 408-1.c	Not applicable.	No such situation has been identified among our suppliers in our mapping process.		8 and 16	People
GRI 409: Forced or compulsory labor 2016	409-1 Operations and suppliers at significant risk for incidents of forced or compulsory labor	-	409-1.a, 409-1.b, 409-1.c	Not applicable.	No such situation has been identified among our suppliers in our mapping process.		8	People
GRI 410: Security practices 2016	410-1 Security personnel trained in human rights policies or procedures	www.braskem.com.br/esgdashboard				11.18	16	
GRI 414: Supplier social assessment 2016	414-1 New suppliers that were screened using social criteria	www.braskem.com.br/esgdashboard				11.10, 11.12	5, 8 and 16	

GRI Standard/other source	Disclosure	Location	Omission			GRI Sector Standard Ref. No.	SDG Ref. No.	WEF-IBC
			Requirement(s) omitted	Reason	Explanation			
Employment, development and retention								
GRI 3: Material topics 2021	3-3 Management of material topics	62				11.7, 11.10, 11.11, 11.14	1, 3, 4, 5, 8 and 10	
GRI 202: Market presence 2016	202-1 Ratios of standard entry level wage by gender compared to local minimum wage	www.braskem.com.br/esgdashboard					1, 5 and 8	People
	202-2 Proportion of senior management hired from the local community	www.braskem.com.br/esgdashboard				11.11, 11.14	8	
GRI 401: Employment 2016	401-1 New employee hires and employee turnover	62				11.10	5, 8 and 10	Prosperity
	401-2 Benefits provided to full-time employees that are not provided to temporary or part-time employees	www.braskem.com.br/esgdashboard				11.10	3, 5 and 8	
	401-3 Parental leave	www.braskem.com.br/esgdashboard				11.10, 11.11	5 and 8	
GRI 402: Labor/management relations 2016	402-1 Minimum notice periods regarding operational changes	www.braskem.com.br/esgdashboard				11.7, 11.10	8	
GRI 404: Training and education 2016	404-1 Average hours of training per year per employee	62 and 63				11.7, 11.10, 11.11	4, 5, 8 and 10	People
	404-2 Programs for upgrading employee skills and transition assistance programs	62				11.7, 11.10, 11.11	8	
	404-3 Percentage of employees receiving regular performance and career development reviews	www.braskem.com.br/esgdashboard					5, 8 and 10	

GRI Standard/other source	Disclosure	Location	Omission			GRI Sector Standard Ref. No.	SDG Ref. No.	WEF-IBC
			Requirement(s) omitted	Reason	Explanation			
Health, safety, and well-being								
GRI 3: Material topics 2021	3-3 Management of material topics	60, 65 and 67				11.9	3, 8 and 16	
GRI 403: Occupational health and safety 2018	403-1 Occupational health and safety management system	53 and 60				11.9	8	
	403-2 Hazard identification, risk assessment, and incident investigation	60				11.9	8	
	403-3 Occupational health services	67				11.9	8	
	403-4 Worker participation, consultation, and communication on occupational health and safety	60				11.9	8 and 16	
	403-5 Worker training on occupational health and safety	65				11.9	8	
	403-6 Promotion of worker health	67				11.9	3	
	403-7 Prevention and mitigation of occupational health and safety impacts directly linked by business relationships	60 and 67				11.9	8	
	403-8 Workers covered by an occupational health and safety management system	53 and 60				11.9	8	
	403-9 Work-related injuries	60				11.9	3, 8 and 16	People
	403-10 Work-related ill health	67				11.9	3, 8 and 16	People
Diversity, equity and inclusion								
GRI 3: Material topics 2021	3-3 Management of material topics	65				11.11	5, 8 and 10	
GRI 405: Diversity and equal opportunity 2016	405-1 Diversity of governance bodies and employees	66 and 70				11.11	5 and 8	Governance Principles
	405-2 Ratio of basic salary and remuneration of women to men	www.braskem.com.br/esgdashboard				11.11	5, 8 and 10	People

GRI Standard/other source	Disclosure	Location	Omission			GRI Sector Standard Ref. No.	SDG Ref. No.	WEF-IBC
			Requirement(s) omitted	Reason	Explanation			
Post-consumer plastics								
GRI 3: Material topics 2021	3-3 Management of material topics	30, 31, 44 and 46					8 and 12	
	301-1 Materials used by weight or volume	www.braskem.com.br/esgdashboard					8 and 12	Planet
GRI 301: Materials 2016	301-2 Recycled input materials used	46					8 and 12	Planet
	301-3 Reclaimed products and their packaging materials	31 and 32					8 and 12	Planet
Impacts of raw materials								
GRI 3: Material topics 2021	3-3 Management of material topics	27, 29 and 30					8 and 12	
	301-1 Materials used by weight or volume	www.braskem.com.br/esgdashboard					8 and 12	Planet
GRI 301: Materials 2016	301-2 Recycled input materials used	46					8 and 12	Planet
	301-3 Reclaimed products and their packaging materials	31 and 32					8 and 12	Planet
Energy efficiency								
GRI 3: Material topics 2021	3-3 Management of material topics	37 and 39				11.1	7, 8, 12 and 13	
	302-1 Energy consumption within the organization	38				11.1	7, 8, 12 and 13	
GRI 302: Energy 2016	302-2 Energy consumption outside of the organization	www.braskem.com.br/esgdashboard				11.1	7, 8, 12 and 13	
	302-3 Energy intensity	38				11.1	7, 8, 12 and 13	
	302-4 Reduction of energy consumption	www.braskem.com.br/esgdashboard					7, 8, 12 and 13	

GRI Standard/other source	Disclosure	Location	Omission			GRI Sector Standard Ref. No.	SDG Ref. No.	WEF-IBC
			Requirement(s) omitted	Reason	Explanation			
Water and wastewater management								
GRI 3: Material topics 2021	3-3 Management of material topics	40 to 42				11.6	6 and 12	
GRI 303: Water and effluents 2018	303-1 Interactions with water as a shared resource	40				11.6	6 and 12	
	303-2 Management of water discharge-related impacts	40				11.6	6	
	303-3 Water withdrawal	40				11.6	6	Planet
	303-4 Water discharge	42				11.6	6	Planet
	303-5 Water consumption	41				11.6	6	Planet
Biodiversity and land use								
GRI 3: Material topics 2021	3-3 Management of material topics	30 and 43				11.4	6, 14 and 15	
GRI 101: Biodiversity 2024	101-1 Policies to halt and reverse biodiversity loss	43					6, 14 and 15	Planet
	101-2 Management of biodiversity impacts	43					6, 14 and 15	Planet
	101-3 Access and benefit-sharing	43					6, 14 and 15	Planet
	101-4 Identification of biodiversity impacts	43					6, 14 and 15	Planet
	101-5 Locations with biodiversity impacts	43					6, 14 and 15	Planet
	101-6 Direct drivers of biodiversity loss	43					6, 14 and 15	Planet
	101-7 Changes to the state of biodiversity	43					6, 14 and 15	Planet
	101-8 Ecosystem services	43					6, 14 and 15	Planet

GRI Standard/other source	Disclosure	Location	Omission			GRI Sector Standard Ref. No.	SDG Ref. No.	WEF-IBC
			Requirement(s) omitted	Reason	Explanation			
Climate change								
GRI 3: Material topics 2021	3-3 Management of material topics	30, 33, 35 and 37				11.1, 11.2	3, 12, 13, 14 and 15	
GRI 201: Economic performance 2016	201-2 Financial implications and other risks and opportunities due to climate change	35				11.2	13	
GRI 305: Emissions 2016	305-1 Direct (Scope 1) GHG emissions	33				7 and 8	3, 12, 13, 14 and 15	Planet
	305-2 Energy indirect (Scope 2) GHG emissions	33 and 34				7 and 8	3, 12, 13, 14 and 15	Planet
	305-3 Other indirect (Scope 3) GHG emissions	34				7 and 8	3, 12, 13, 14 and 15	Planet
	305-4 GHG emissions intensity	33				8	13, 14 and 15	
	305-5 Reduction of GHG emissions	37				8 and 9	13, 14 and 15	
Air pollution								
GRI 3: Material topics 2021	3-3 Management of material topics	42				11.1, 11.2	3, 12, 13, 14 and 15	
GRI 305: Emissions 2016	305-6 Emissions of ozone-depleting substances (ODS)	www.braskem.com.br/esgdashboard				7 and 8	3 and 12	
	305-7 Nitrogen oxides (NOx), sulfur oxides (SOx), and other significant air emissions	42				11.3	3, 12, 14 and 15	Planet
Waste management								
GRI 3: Material topics 2021	3-3 Management of material topics	42				11.5 and 11.8	3, 6, 11 and 12	
GRI 306: Waste 2020	306-1 Waste generation and significant waste-related impacts	42				11.5	3, 6, 11 and 12	Planet
	306-2 Management of significant waste-related impacts	42				11.5	3, 6, 11 and 12	Planet
	306-3 Waste generated	42				11.5 and 11.8	3, 11 and 12	Planet
	306-4 Waste diverted from disposal	www.braskem.com.br/esgdashboard				11.5	3, 11 and 12	
	306-5 Waste directed to disposal	www.braskem.com.br/esgdashboard				11.5	3, 11 and 12	

GRI Standard/other source	Disclosure	Location	Omission			GRI Sector Standard Ref. No.	SDG Ref. No.	WEF-IBC
			Requirement(s) omitted	Reason	Explanation			
Responsible production and consumption								
GRI 3: Material topics 2021	3-3 Management of material topics	61				11.3	16	
GRI 416: Customer health and safety 2016	416-1 Assessment of the health and safety impacts of product and service categories	www.braskem.com.br/esgdashboard				11.3		
	416-2 Incidents of non-compliance concerning the health and safety impacts of products and services	-	416-2.a, 416-2.b	Not applicable.	No cases of non-compliance with laws and/or voluntary codes related to health and safety impacts caused by products and services were identified during the reporting period.		16	
Product stewardship								
GRI 3: Material topics 2021	3-3 Management of material topics	61					12:16	
GRI 417: Marketing and labeling 2016	417-1 Requirements for product and service information and labeling	www.braskem.com.br/esgdashboard					12	
	417-2 Incidents of non-compliance concerning product and service information and labeling	-	417-2.a, 417-2.b	Not applicable.	No administrative or judicial proceedings related to product labeling and information were recorded during the reporting period.		16	
	417-3 Incidents of non-compliance concerning marketing communications	-	417-3.a, 417-3.b	Not applicable.	No administrative or legal proceedings related to marketing and communications in which the company was found non-compliant were identified during the reporting period.		16	
GRI 418: Customer privacy 2016	418-1 Substantiated complaints concerning breaches of customer privacy and losses of customer data	-	418-1.a, 418-1.b	Not applicable.	In 2025, no complaints from data subjects or authorities, nor any security incidents involving Braskem customers' personal data, were identified as substantiated for reporting.		16	
Innovation, technology and digitalization								
GRI 3: Material topics 2021	3-3 Management of material topics	57						

SASB CONTENT SUMMARY

Industry: Chemicals

Topic	Code	Metrics	Pages and answer	SDG	WEF-IBC
Product design for efficiency in the use phase	RT-CH-410a.1	Revenue from products designed for resource efficiency in the use phase	58	11	
Operational safety, preparedness and response to emergencies	RT-CH-540a.1.	Process Safety Incident Count (PSIC), Total Process Safety Incident Rate (PSTIR), and Process Safety Incident Severity Rate (PSISR)	60	8	
	RT-CH-540a.2	Número de incidentes de transporte	www.braskem.com.br/esgdashboard	8	
Production	RT-CH-000.A	Production by Reported Segment	www.braskem.com.br/esgdashboard	8	
Safety and environmental management chemical	RT-CH-410b.1	(1) Percentage of products containing the Harmonized System of Classification and Labeling of Chemicals (GHS) Category 1 and 2: Substances Hazardous to Health and the Environment; and (2) percentage of such products that have undergone a risk assessment	www.braskem.com.br/esgdashboard	12	Planet
	RT-CH-410b.2	Discussion of strategy to: (1) manage chemicals of concern and; (2) develop alternatives with reduced human and/or environmental impact	61	12	Planet
Organisms Genetically Modified	RT-CH-410c.1	Percentage of products by revenue that contain genetically modified organisms (GMOs)	www.braskem.com.br/esgdashboard	12	Planet
Hazardous waste management	RT-CH-150a.1	Amount of hazardous waste generated, percentage recycled	42	12	
Water management	RT-CH-140a.1	(1) Total water withdrawn; and (2) total water consumed, percentage of each in regions with high or extremely high baseline water stress	40 and 41	6 and 9	Planet
	RT-CH-140a.2	Number of non-compliance incidents associated with water quality permits, standards, and regulations	No incidents occurred in 2025 that resulted in penalties with no possibility of further appeal.	6	
	RT-CH-140a.3	Description of water management risks and discussion of strategies and practices to mitigate these risks	40	6 and 9	
Greenhouse gas emissions	RT-CH-110a.1	Gross global scope 1 emissions, percentage covered by regulations emission limitation	33	13	Planet
	RT-CH-110a.2	Discussion of long- and short-term strategy or plan to manage Scope 1 emissions, emission reduction targets, and analysis of performance goals	33	13	Planet

Topic	Code	Metrics	Pages and answer	SDG	WEF-IBC
Energy management	RT-CH-130a.1	(1) Total energy consumed, (2) percentage of grid electricity, (3) percentage of renewables, (4) total self-generated energy	40	7 and 9	Planet
Air quality	RT-CH-120a.1	Air emissions of the following pollutants: (1) NOx (excluding N2O), (2) SOx, (3) volatile organic compounds (VOCs), and (4) hazardous air pollutants (PAHs)	42	3 and 12	Planet
Workers' health and safety	RT-CH-320a.1	(1) Total Recordable Incident Rate (TRIR) and (2) fatality rate for (a) direct employees and (b) contract employees	www.braskem.com.br/esgdashboard	8	Planet
	RT-CH-320a.2	(1) Total Recordable Incident Rate (TRIR) and (2) fatality rate for (a) direct employees and (b) contract employees	60	8	Planet
Community relations	RT-CH-210a.1	Discussion of engagement processes to manage risks and opportunities associated with community interests	48	11	
Management of the legal and regulatory environment	RT-CH-530a.1	Discussion of corporate positions related to government regulations and/or policy proposals that address environmental and social factors affecting the industry	56	16	Planet

Industry: Oil and gas – Midstream

Topic	Code	Metrics	Pages and answer	SDG	WEF-IBC
Competitive behavior	EM-MD-520a.1	Total amount of monetary losses as a result of legal proceedings associated with federal pipeline and storage regulations	In 2025, Braskem did not incur any monetary losses as a result of legal proceedings associated with federal regulations on pipelines and storage.		Planet
Ecological impacts	EM-MD-160a.1	Description of environmental management policies and practices	33	8 and 12	Planet
	EM-MD-160a.2	Percentage of land owned, leased, and/or operated in areas with protected conservation status or threatened species habitat	www.braskem.com.br/esgdashboard	6, 14 and 15	Planet
	EM-MD-160a.3	Land area disturbed, percentage of impacted area restored	www.braskem.com.br/esgdashboard	6, 14 and 15	Planet
Greenhouse gas emissions	EM-MD-110a.1	Gross global scope 1 emissions, percentage covered by emission limitation regulations	33	13	Planet
	EM-MD-110a.2	Discussion of long- and short-term strategy or plan to manage Scope 1 emissions, emissions reduction targets, and performance analysis of targets	33 and 37	13	Planet
Air quality	EM-MD-120a.1	Air emissions of the following pollutants: (1) Nox (excluding N2O), (2) SOx, (3) volatile organic compounds (VOCs), and (4) particulate matter (PM10)	42	3 and 12	Planet

KPMG ASSURANCE REPORT



KPMG Auditores Independentes Ltda.

Rua Verbo Divino, 1400 - Conjunto Térreo ao 801 – parte,
Chácara Santo Antônio, CEP 04719-911, São Paulo - SP
Caixa Postal 79518 - CEP 04707-970 - São Paulo - SP - Brasil
Telefone 55 (11) 3940-1500
kpmg.com.br

Independent Auditors' Limited Assurance Report

To the Board of Directors and Shareholders of
Braskem S.A.
São Paulo - SP

Limited assurance report on the Environmental, Social and Governance (ESG) information included in Braskem S.A.'s Integrated Report 2025 for the year ended December 31, 2025

Conclusion

We have performed a limited assurance engagement on whether the Environmental, Social and Governance (ESG) information included in Braskem S.A.'s Integrated Report 2025 (the "Report") for the year ended December 31, 2025, has been prepared in accordance with the Global Reporting Initiative (GRI) Standards, the Sustainability Accounting Standard – Chemicals and Oil & Gas – Midstream issued by the Sustainability Accounting Standards Board (SASB), and Technical Guidance CPC 09 of CVM Resolution 14/2020 (the "Criteria").

Based on the procedures performed and the evidence obtained, nothing has come to our attention that causes us to believe that the Environmental, Social and Governance (ESG) information included in Braskem S.A.'s Integrated Report 2025 for the year ended December 31, 2025 has not been prepared, in all material respects, in accordance with the Global Reporting Initiative (GRI) Standards, the Sustainability Accounting Standard – Chemicals and Oil & Gas – Midstream issued by the Sustainability Accounting Standards Board (SASB), and Technical Guidance CPC 09 of CVM Resolution 14/2020.

Based on the procedures performed and the evidence obtained, nothing has come to our attention that causes us to believe that the Environmental, Social and Governance (ESG) information included in Braskem S.A.'s Integrated Report 2025 for the year ended December 31, 2025 has not been prepared, in all material respects, in accordance with the Global Reporting Initiative (GRI) Standards, the Sustainability Accounting Standard – Chemicals and Oil & Gas – Midstream issued by the Sustainability Accounting Standards Board (SASB), and Technical Guidance CPC 09 of CVM Resolution 14/2020.

Our conclusion on the Environmental, Social and Governance (ESG) information included in the Company's Integrated Report 2025 does not extend to any other information, including annual reports, links and messages from the Company's management, that accompany or are included in the Report.

Basis for conclusion

We conducted our engagement in accordance with NBC TO 3000 (Revised) – the Brazilian equivalent of ISAE 3000 (Revised), and International Standard on Assurance Engagements (ISAE) 3000 (Revised), Assurance Engagements Other Than Audits or Reviews of Historical Financial Information, issued by the Federal Accounting Council (CFC) and the International Auditing and Assurance Standards Board (IAASB), respectively. Our responsibilities under these standards are further described in the section "Our responsibilities" of this report.



We complied with the independence and other ethical requirements of the Code of Ethics for Professional Accountants and Professional Standards (including Independence Standards) issued by the Federal Accounting Council (CFC), which are based on the fundamental principles of integrity, objectivity, professional competence and due care, confidentiality, and professional behavior.

Our firm applies NBC PA 01 – Quality Management for Audit Firms and International Standard on Quality Management (ISQM) 1 – Quality Management for Firms that Perform Audits or Reviews of Financial Statements, or Other Assurance or Related Services Engagements, issued by the CFC and the IAASB, respectively. These standards require the firm to design, implement and operate a system of quality management, including policies or procedures regarding compliance with ethical requirements, professional standards, and applicable legal and regulatory requirements.

We believe that the evidence obtained is sufficient and appropriate to provide a basis for our conclusion.

Responsibilities for the Integrated Report 2025

The Company's management is responsible for:

- the design, implementation and maintenance of relevant internal controls for the preparation of the information included in the Report that is free from material misstatement, whether due to fraud or error;
- the selection of the Criteria as appropriate for the preparation of the information included in the Report, and appropriate reference to, or description of, the Criteria used; and
- the preparation and fair presentation of the information included in the Report in accordance with the Criteria.

Our responsibilities

Our responsibility is to:

- plan and perform the engagement to obtain limited assurance about whether the Report is free from material misstatement, whether due to fraud or error;
- form an independent conclusion based on the procedures performed and the evidence obtained; and
- report our conclusion to the Board of Directors and Shareholders of the Company.

Summary of the work performed as a basis for our conclusion

We exercised professional judgment and maintained professional skepticism throughout the engagement. We designed and performed procedures to obtain evidence regarding the Report that is sufficient and appropriate to provide a basis for our conclusion. The procedures selected depend on our understanding of the Report and other engagement circumstances, as well as our consideration of areas where material misstatements are likely to arise. In performing the engagement, we:

- planned the engagement considering the relevance, volume of quantitative and qualitative information, and the operational systems and internal controls that support the preparation of the information included in the Report;



- obtained an understanding of calculation methodologies and procedures for compiling indicators through inquiries and interviews with management responsible for preparing the information;
- applied analytical procedures to quantitative information and made inquiries regarding qualitative information and its consistency with the indicators disclosed in the Report; and
- evaluated the processes for preparing the Report and its structure and content in accordance with the Criteria.

The procedures performed in a limited assurance engagement vary in nature and timing and are less extensive than for a reasonable assurance engagement. Consequently, the level of assurance obtained in a limited assurance engagement is substantially lower than the assurance that would have been obtained had a reasonable assurance engagement been performed.

São Paulo, May 14, 2026

KPMG Auditores Independentes Ltda.
CRC 2SP-014428/O-6

*Original report in Portuguese signed by
Flavio Gozzoli Gonçalves
Accountant – CRC 1SP290557/O-2*

CREDITS



BRASKEM

Corporate Communications
Investor Relations
Sustainable Development

THEMEDIAGROUP

Consulting, content and design

IMAGES

Brand Center Braskem
Getty Images

ASSURANCE

KPMG GRI 2-5

